

FY 2011 - 2014

TRANSPORTATION IMPROVEMENT
PROGRAM (TIP)

SHERMAN - DENISON
METROPOLITAN AREA

Prepared by the Sherman - Denison Metropolitan Planning Organization
and Texoma Area Paratransit System
in cooperation with the
Texas Department of Transportation and the U.S. Department of
Transportation, Federal Highway Administration and Federal Transit Administration

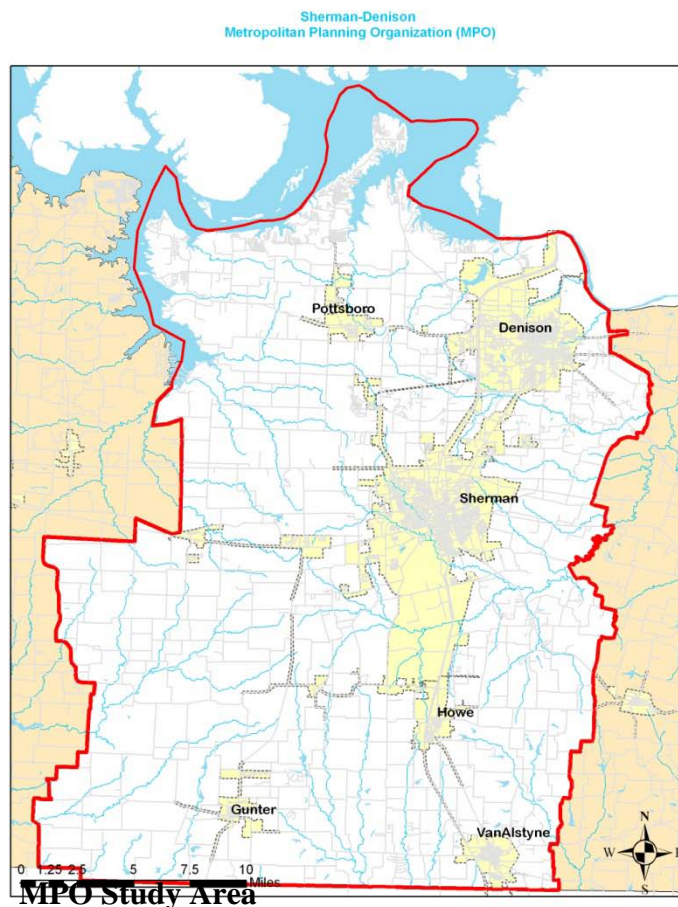
Public Meeting / April 14, 2010
TPB Approval / June 2, 2010
TPB Administrative Change/October 6, 2010
Administrative Change/January 13, 2011
Administrative Change/March 11, 2011
Administrative Change/March 22, 2011
Amendment/October 5, 2011
Administrative Change/January 25, 2012

INTRODUCTION

Since May 10, 1973, policy directive for transportation planning within the Sherman-Denison Urban Area has been carried out under the direction and guidance of the Transportation Policy Board, which was established by agreement between the State, Grayson County and the cities of Denison and Sherman.

A. PURPOSE - In accordance with SAFETEA-LU Section(s) 1107, 6001, 23 USC 104,134, the MPO, in cooperation with the State and affected transit operators, has developed this transportation improvement program (TIP) for the Sherman-Denison Metropolitan area. The purpose of this document is to provide the public, FHWA, and other interested parties with a priority list of projects and project segments to be carried out within a 4-year period after the adoption of the TIP. A financial plan is part of this document. This financial plan demonstrates how the TIP can be implemented, and indicates resources from public and private sources that are reasonably expected to be made available to carry out the program. The TIP is updated at least every year and is approved by the MPO and the Governor of Texas.

B. DEFINITION OF AREA - The Sherman-Denison Urbanized Area consists of the cities of Sherman, Denison, Howe, Pottsboro and Van Alstyne. The northern boundary is the Red River/Oklahoma border and touches Lake TEXOMA, Eisenhower State Park and the



This map was produced by the Sherman-Denison MPO

Hagerman National Wildlife Refuge. US HWY 75 running North/South basically splits the area in half and US HWY 82 running East/West intersects US HWY 75 and splits the urban area into quadrants. The City of Dallas is approximately 70 miles to the south. The population of the area is about 63,200 and is completely inside Grayson County.

- C. PUBLIC INVOLVEMENT PROCESS** - The Transportation Policy Board has approved Public Involvement Procedures for the MPO, as required by the SAFETEA-LU. These procedures include advertising in local communication media and maintaining a current mailing list of those persons who are interested in the transportation process. All meetings are advertised and are open to the public. To foster an atmosphere of public cooperation and in the spirit of the SAFETEA-LU, the MPO staff actively participates in several organizations, including the Chambers of Commerce and the TEXOMA Transportation Club. The staff has spoken at various civic organizations and has been guest speakers at Austin College.

Before approval of the TIP, the MPO will provide citizens, affected public agencies, and representatives of transportation agency employees, private providers of transportation, and other interested parties with reasonable notice of an opportunity to comment on the proposed program.

- D. PROJECT SELECTION PROCESS** - Having been created in 1984, the Sherman-Denison MPO is a relatively new transportation-planning agency. The Sherman-Denison metropolitan area is also among the smallest populations designated to be served by an MPO in the state of Texas. As a result, much reliance must be placed on the expertise of the Texas Department of Transportation (TxDOT) during the project selection process. The Paris district office and the Sherman Area office of TxDOT have historically determined how funding is to be allocated among potential project candidates within the county, pending discussion with appropriate public officials. As Grayson County continues to grow, the MPO has slowly developed the capacity to function as a participant in project selection decision-making.

Dialogue between the MPO and TxDOT regarding project selection procedures has continued. Due to the short-range nature of the TIP and the amount of time it takes to move a project through the feasibility, funding and design processes, TxDOT must take the lead in developing the TIP. The main objective of the Transportation Policy Board, serving as the MPO, should be to determine that community consensus regarding the utilization of funds extended to the county has been reached. Constructive input is more likely to benefit the community when MPO input is communicated to TxDOT during the development of the Unified Transportation Plan (UTP). The UTP is prepared to identify projects 10 years in advance, and MPO or public input could be more realistically incorporated into a system improvement strategy than at the Transportation Improvement Program (TIP) stage, when project development is approaching funding and implementation authorization clearance.

The Metropolitan Transportation Plan (MTP) should be the primary planning tool for selecting major projects to be included in the UTP and TIP. Only projects that are consistent with the 2030 MTP may be selected for the TIP.

The TIP is consistent with the MTP for the Sherman-Denison Urban Transportation Study and will be submitted to the Transportation Policy Board for approval. Full funding is reasonably anticipated to be available for each project within the time period contemplated for completion of the project.

In accordance with Section 133 (h)(2) of Title 23 U.S.C. as amended, the Sherman-Denison Urban Transportation Study MPO Transportation Policy Board hereby approved the following Project Selection Procedures:

- 1) The approved Transportation Improvement Program shall be utilized for programming projects within the urban area.
- 2) Any project listed in the first year of the approved Transportation Improvement Program shall be considered the highest priority and may be implemented as soon as plans are completed and funds are appropriated. Projects in the second, third and fourth years of the TIP are considered to have second, third and fourth priorities, respectively.
- 3) If a project in the first year cannot be accomplished, a project or projects from the second year will be selected and those projects may be initiated as plans are completed and funds are appropriated.

E. PROGRESS FROM PREVIOUS YEAR -

The following projects have been let or under construction:

FM 1417/SH 56 Reconstruct Interchange
US 82 From FM 1417 to Bethany Rd Widen from 2 lane to 4 lane divided
US 69 @ Duck Creek Bridge Rehab
US 69 From Spur 503 to MKL CAM
FM 1417 From FM 691 to FM 120 Reconstruct existing roadway and add shoulders
Various Seal Coat
SH 289 From 0.7 miles south of SH 56 to US 82 Construct 2 lane facility on new location
SH 289 From 82 to FM 120 Construct 2 lane facility on new location
FM 996 From 0.26 miles west of prop SH 289 to 0.73 miles east of prop SH 289 upgrade existing two lane facility

F. AIR QUALITY ISSUES - The Sherman-Denison Metropolitan area is in conformity with the Clean Air Act as Amended.

G. AMERICANS WITH DISABILITIES ACT (ADA) - The Texoma Paratransit System (TAPS) insures total accessibility to transit services provided by scheduling demand-response service (including riders, vehicles and drivers) the day before and maintaining sufficient number and availability of accessible vehicles to meet all requests for accessible service with no delays and no waiting lists. The multi-modal intercity bus facility is a fully accessible bus, small urban transit, and rural transit passenger facility.

H. GROUPED PROJECT CSJ

For projects not determined to be regionally significant in one line item, the Federal Highway Administration has allowed TxDOT to develop statewide groupings of projects that are identified by a statewide CSJ. Use of statewide groupings of projects allows for a more efficient method of programming and letting projects decreases the need to make revisions to the TIP. Projects which fall in this category will be identified with an asterisk (*). Reference appendix for description of grouping.

I. SAFETEA-LU

SAFETEA-LU CHECKLIST FOR YEAR OF EXPENDITURE (YOE) AND TOTAL PROJECT COST FINANCIAL PLAN DATA FOR FEDERALLY FUNDED HIGHWAY PROJECTS

MPO Policy Board Adoption/Resolution – documentation that the MPO Policy Board has formally adopted the FY 2011 – 2014 TIP, reflecting total project cost and Year-of-Expenditure (YOE) cost and revenue estimates consistent with FHWA/FTA metropolitan planning regulations (23 CFR 450) is indicated in the June 2, 2010 Transportation Policy Board meeting minutes and on page 38 of this document.

MPO Public Participation – documentation of public and interagency resource agency involvement consistent with the MPO's adopted public participation plan procedures for TIP and MTP revisions was done in accordance with the SDMPO's adopted Public Participation Plan. Environmental Justice Public Meeting was held April 14, 2010 allowing the public and all interested agencies and stakeholders the opportunity to examine, review and comment on the Prioritized Projects List. A formal comment period on the TIP was opened on April 14, 2010 and closed on April 24, 2010. Some of the projects in this prioritized list are listed within this 2011-2014 TIP revision. Project descriptions, limits, funding categories and total costs are all listed below.

State DOT Adoption – documentation of State DOT public participation and adoption action consistent with the most recently adopted State DOT public participation and approval procedures for STIP revisions per Texas Administrative Code under Title - 43, Part 1, Chapter

15, Subchapter A, under Section 15.8 is on file with the local Paris TxDOT District . The Paris TxDOT district held a public comment period on the Transportation Improvement Program for our region from April 19, 2010 through May 18, 2010.

Documentation of the YOE and Total Project Cost Methodology – for highway elements utilized by the MPO and/or TxDOT including the calculation of the YOE and total project cost as part of the financial plan document or the relevant MPO TIP/STIP is included in this TIP and is shown below in the associated fiscal year project listings. Year-of-Expenditure and Total Project Cost Methodology is based upon calculations derived from the Texas Department of Transportation's DCIS system. An additional line of information has been added to each Federally Funded Highway project listed by State Category within this TIP revision reflecting the Total Project Cost as calculated by the TxDOT DCIS system. Information on the additional line includes:

Construction, PE, ROW, Bond Finance, CE, Contingencies, and Indirect costs.

Documentation of the Rate of Inflation (ROI) – used for determining YOE and total project cost, including all phases of the project's life. TxDOT has assumed a 4% rate of inflation for construction costs within the DCIS system. The Sherman-Denison MPO will adopt this same inflation rate for use in all current and future TIP and MTP revisions.

Documentation of the Rate of Growth (ROG) – for incoming Federal, State, and Local sources of revenues (including private sources) used to estimate total projected incoming revenues as part of the federal-aid highway and transit program. The Sherman-Denison MPO will assume a rate of growth of 4%, which is in line with the ROI of 4%, and is based on consultations with our local TxDOT District.

YOE Funding Estimate – include YOE cost estimates for each project or project phase included in the TIP/STIP and for each project included in the MTP. The Sherman-Denison MPO has included YOE cost estimates for each project located in the Federally Funded Highway Projects, Fiscal Year Projects by State Category section of this TIP revision. No YOE cost estimates are included for Statewide Grouped CSJ Projects by State Category. YOE cost estimates of 4% are based on DCIS calculations.

Total Project Cost – for each highway or transit project included in the TIP/STIP and MTP. Total project cost (with ROI of 4%) should reflect estimated cost of all project phases. It is understood that not all project phases may be implemented within the time-frame of the TIP/STIP. An additional line of information has been added to each Federally Funded Highway project listed by State Category within this TIP revision reflecting the Total Project Cost as calculated by the TxDOT DCIS system. Information on the additional line includes: Construction, PE, ROW, Bond Finance, CE, Contingencies, and Indirect costs.

Documentation of MPO and Transit Agency Coordination – provide adequate documentation of coordination and consultation with relevant regional transit authorities or operators within the MPO planning area regarding transit-related financial operating and capital/maintenance costs and revenues with the applicable regional transit provider(s) as found necessary for FTA-funded transit projects and programs included within the TIP. The Sherman-Denison MPO held public hearings for the FY 2010 Transit Grant on April 14, 2010. Programming of funding is always done on a yearly basis. Therefore, YOE and total project costs, including ROI and ROG, were calculated for each fiscal year during the original development of the 2011-2014 TIP. The Sherman-Denison MPO Director is also on the FTA urban grant manager. As such he has a direct link to transit services in the urban area. Documentation of all transit public hearing is available for review at the Sherman-Denison MPO office for the FY 2011 - 2014 TIP.

This document outlines those highway projects to be constructed and transit projects to be implemented between fiscal years 2011 and 2014 using federal highway and transit dollars. Note that project identifiers correspond to id's found within **Transportation Outlook 2035: Creating a Blueprint for the Sherman-Denison Region's Future – The Sherman-Denison Metropolitan Transportation Plan**. Total project costs include all necessary phases of work, including engineering and right of way acquisition, if necessary. All costs have been adjusted for inflation at a rate of 4% per year to reflect year of expenditure costs.

J. TIP FUNDING SOURCES

Highway Funding Categories

The Texas Department of Transportation (TxDOT) has twelve different categories of funding in which they can assign to a project. A project may have numerous categories attached to it depending on what is being done to the project. Not all categories of funding apply to the Sherman-Denison MPO's planning area, such as Categories 2 and 7.

CATEGORY	DESCRIPTION
1-Preventive Maintenance and Rehabilitation.	Preventive maintenance and rehabilitation of the existing State Highway System. The rehabilitation funds may be used for rehabilitation of the Interstate Highway System main lanes, frontage roads, structures, rehabilitation of signs, pavement markings, striping, etc. The Transportation Planning and Programming Division may approve the use of rehabilitation funds for the construction of interchanges and HOV lanes on the Interstate Highway System. Rehabilitation funds may not be used for the construction of new SOV lanes.
2 – Metropolitan Area (TMA) Corridor Metro Projects	Mobility and added capacity projects on major state highway system corridors, which serve the mobility needs of the Metropolitan Areas (TMA) MPOs.

CATEGORY	DESCRIPTION
3 – Urban Area (Non-TMA) Corridor Projects	Mobility and added capacity projects on major state highway system corridors, which serve the mobility needs of the Urban Areas (non-TMA) MPOs.
4 – Statewide Connectivity Corridor Projects	Mobility and added capacity projects on major state highway system corridors, which serve the mobility needs of statewide connectivity between urban areas and corridors serving mobility needs throughout the state.
5 – CMAQ	Addresses attainment of national ambient air quality standard in the non-attainment areas (currently Dallas-Fort Worth, Houston, Beaumont and El Paso). Funds cannot be used to add capacity for single occupancy vehicles.
6 – Consolidated Structure Rehabilitation	Replacement or rehabilitation of eligible bridges on and off the state highway system (functionally obsolete or structurally deficient). Replacement of existing highway railroad grade crossings, and the rehabilitation or replacement of deficient railroad underpasses on the state highway system. Specific locations evaluated by cost-benefits derived index (benefits such as improved traffic flow, accident/fatality reduction).
7 – STP Metro Mobility	Transportation needs within metropolitan area boundaries with populations of 200,000 or greater. Projects selected by Metropolitan Planning Organizations (MPOs).
8 – STP Safety – Federal Hazard Elimination Programs	Safety related projects – on and off state highway system. Projects are evaluated using three years of accident data, and ranked by Safety Improvement index.
8 – STP Safety – Federal Railroad Signal Safety Program	Installation of automatic railroad warning devices at hazardous railroad crossing on and off state highway system, selected from statewide inventory list which is prioritized by index (# of trains per day, train speed, ADT, type of existing warning device, train-involved accidents within prior five years, etc).
9 – Enhancements	Projects above and beyond what normally is expected for transportation enhancements – twelve general activities as outlined in TEA-21. Projects recommended by local government entities, reviewed and recommended by committee, selected by Texas Transportation Commission.

CATEGORY	DESCRIPTION
10 – Miscellaneous – State Park Roads 1992	Construction and rehabilitation of roadways within or adjacent to state parks, fish hatcheries, etc. subject to Memorandum of Agreement between TxDOT and TPWD. Locations selected and prioritized by TPWD.
10 - Miscellaneous-Railroad Grade Crossing Replanking Program 1992	Replacement of rough railroad crossing surfaces on the state highway system (approximately 140 installations per year statewide). Project selection based on conditions of the riding surface (highway, railroad and drainage) and cost per vehicle using the crossing.
10 - Miscellaneous-Railroad Signal Maintenance Program 1992	Contributions to each railroad company based on number of state highway system crossings and type of automatic devices present at each crossing.
10 - Miscellaneous-Construction Landscape Programs 1992	New landscape development projects such as typical right-of-way landscape development, rest area/picnic area landscape development, erosion control and environmental mitigation activities on the state highway system.
10 - Miscellaneous- (Federal) 1992	Federal programs such as Forest Highways, Indian Reservation Highways, Federal Lands Highways, and Ferry Boat Discretionary.
11 – District Discretionary	Miscellaneous projects on the state highway system selected at the district’s discretion. A portion of these funds may be used off the state highway system.
12 – Strategic Priority	Commission selected projects, which promote economic development, provide system continually with adjoining states and Mexico or address other strategic needs as determined by the commission.

Transit Funding Categories

Texoma Area Paratransit Systems (TAPS) has six funding categories in which to apply for projects. FTA programs are typically identified by a name and/or a section number (of Title 49 of the United States Code). Each year Congress appropriates funds for each program and FTA awards grants to eligible recipients to meet the goals of that program.

FTA Section 5307 — Mass Transit apportionment to urbanized areas based on population and operating performance.

FTA Section 5309 — Mass Transit discretionary funds for capital projects only.

FTA Section 5310 — Provides federal funds to private nonprofit entities for the transportation of elderly and/or disabled persons. Grants are for capital equipment only.

FTA Section 5311 — Rural Transit Program.

FTA Section 5316 — Job Access Reverse Commute (JARC) transport welfare recipients and eligible low-income individuals to and from jobs

FTA Section 5317 — New Freedom assist individuals with disabilities with transportation, including transportation to and from jobs

K. ENVIRONMENTAL JUSTICE

Title VI of the 1964 Civil Rights Act (42 U.S.C. 2000d-1) states that “No person in the United States shall, on the ground of race, color, or national origin, be excluded from participation in, be denied the benefits of, or be subjected to discrimination under any program or activity receiving Federal financial assistance.” A 1999 Presidential Executive Order on Environmental Justice further amplified Title VI by providing that “each federal agency shall make achieving environmental justice part of its mission by identifying, as appropriate, disproportionately high and adverse human health or environmental effects of its programs, policies, and activities on minority populations and low-income populations.”

Transportation projects affect the environment and the way we live. Low-income and minority populations should receive an equitable distribution of proposed transportation benefits without suffering from excessively high and difficult impacts to their quality of life. As such, the Sherman-Denison MPO in its Metropolitan Transportation Plan outlines a three step process to address this important planning component:

1. Identifying the block groups in the planning area that have high concentrations of minority and low-income residents;
2. Identifying the block groups in which planned or proposed transportation projects are located; and,
3. Assessing whether minority residents and low-income residents are benefitting from a proportional share of the projects.

Each TIP cycle, the SDMPO reviews proposed projects with projects from the Metropolitan Transportation Plan to present to the public for review and comment.

SDMPO uses the results of this list to develop the annual Environmental Justice Analysis Report (Project Distribution Tables). MPO staff analyzes each new project that comes in for impacts on minority and low-income communities. If staff detects adverse impacts to low income and minority populations then staff looks for ways to mitigate impact. Options are presented to the Policy Board for review and approval.

The Environmental Justice Report (Project Distribution Tables) which includes maps identifying low income and minority block groups as well as project locations is presented to the board each year.

GLOSSARY

TYPES OF HIGHWAY PROJECTS FUNDING

Federally Funded Projects - Projects primarily funded by FHWA. Matching funds contributed by state and/or local governmental entities.

State Funded Projects - Projects primarily funded by State Transportation Agency. Matching funds possibly contributed by local governmental entities.

Locally Funded Regionally Significant Projects - Projects fully funded by local governmental entities.

PROJECT LISTINGS

CONT-SECT-JOB Control Section Job Number (CSJ) - TXDOT assigned number for projects entered into the Project Development Program (PDP).

F.CLASS Federal Functional Class - Federal classification of streets and highway into functional operating characteristics. Categories are:

INTERSTATE - Interstate
FWY/EXP - Other Urban Freeways and Expressways
PRIN ART - Other Principal Arterials
MINOR ART - Minor Arterials
COLLECTOR - Urban Collectors and Rural Major Collectors
MINOR COLLECTOR - Rural Minor Collectors
LOCAL - Urban and Rural Local Streets and Roads

MTP ID - Metropolitan Transportation Plan Identification - Code assigned by the MPO to identify project by the project number specified in the Metropolitan Transportation Plan.

TIP ID -Transportation Improvement Program Identification – Code assigned by the MPO to identify project.

FED PROG Federal Funding Category - Major categories of Federal funding as established by the Intermodal Surface Transportation Efficiency Act of 1991 (ISTEA), continued under the Transportation Equity Act for the 21st Century (TEA 21) and the current Safe, Accountable, Flexible, Efficient Transportation Equity Act: A Legacy for Users (SAFETEA-LU). Categories are:

IC - Interstate Construction
IM - Interstate Maintenance
NHS - National Highway System
STP - Surface Transportation Program

CMAQ - Congestion & Mitigation Air Quality Funds
BRIDGE - On/Off System Bridge Rehabilitation
DSB - Donor State Bonus Funds
MA - Minimum Allocation Funds
FLHP - Federal Land Highway Program
FTA - Federal Transit Administration Funding

PHASE Project Phase - for Federal Funding (C-Construction, E-Engineering, ROW-
Right of Way Acquisition, and, T-Transfer)

“This report was funded in part through grant(s) from the Federal Highway Administration, Federal Transit Administration, U. S. Department of Transportation. The views and opinions of the authors (or agency) expressed herein do not necessarily state or reflect those of the U. S. Department of Transportation.”

Sherman - Denison Metropolitan Planning Organization

FY 2011 - 2014 Transportation Improvement Program

FY 2011

DISTRICT	COUNTY	CSJ	HWY	LET DATE	PHASE	CITY	PROJECT SPONSOR	YOECOST
PARIS	GRAYSON	0047-18-065	US 75	Sep-10	C,E			\$1,655,040
LIMITS FROM:		Inter of US 82 and US 75 SB				REV DATE:		Jul-10
LIMITS TO:		Inter of Loy lake R and US 75 sb				MPO PROJECT ID:		SDHWY124
TIP DESCRIPTION:		Reverse existing ramp configuration				FUNDING CATEGORY:		1,11
REMARKS:						MTP REFERENCE:		
						PROJECT HISTORY (P7):		
						Reverse existing ramp configuration		

Total Project Cost Information (P10) :			Authorized Funding by Category/Share (P2,P8):						
		Cost of Approved Phases:	Category	Federal	State	Regional	Local	Local Contribution	Total Funding by Category
Preliminary Engineering:	\$79,156								
ROW Purchase:	\$0	\$1,655,040	1 - PM	\$720,000	\$180,000	\$0	\$0	\$0	\$900,000
Construction Engineering:	\$121,158		11 -Dist D	\$604,032	\$151,008	\$0	\$0	\$0	\$755,040
Construction Cost:	\$1,615,438			\$0	\$0	\$0	\$0	\$0	\$0
Contingencies:	\$113,081			\$0	\$0	\$0	\$0	\$0	\$0
Indirect Costs:	\$102,903			\$0	\$0	\$0	\$0	\$0	\$0
Bond Financing:	\$0			\$0	\$0	\$0	\$0	\$0	\$0
Other Field:	\$0			\$0	\$0	\$0	\$0	\$0	\$0
Total Project Cost (YOE):	\$2,031,737		Total Funding by Share	\$1,324,032	\$331,008	\$0	\$0	\$0	\$1,655,040

FY 2011

DISTRICT	COUNTY	CSJ	HWY	LET DATE	PHASE	CITY	PROJECT SPONSOR	YOECOST
PARIS	GRAYSON	0047-03-074		Aug-11	C,E			\$1,300,000
LIMITS FROM:		FM 1417				REV DATE:		Jul-10
LIMITS TO:		BNSF RR				MPO PROJECT ID:		SDHWY123
TIP DESCRIPTION:		Reverse existing ramp configuration				FUNDING CATEGORY:		Local
REMARKS:						MTP REFERENCE:		
						PROJECT HISTORY (P7):		
						Reverse existing ramp configuration		

Total Project Cost Information (P10) :			Authorized Funding by Category/Share (P2,P8):						
		Cost of Approved Phases:	Category	Federal	State	Regional	Local	Local Contribution	Total Funding by Category
Preliminary Engineering:	\$0								
ROW Purchase:	\$0	\$1,300,000	Local	\$0	\$0	\$0	\$1,300,000	\$0	\$1,300,000
Construction Engineering:	\$0			\$0	\$0	\$0	\$0	\$0	\$0
Construction Cost:	\$1,300,000			\$0	\$0	\$0	\$0	\$0	\$0
Contingencies:	\$0			\$0	\$0	\$0	\$0	\$0	\$0
Indirect Costs:	\$0			\$0	\$0	\$0	\$0	\$0	\$0
Bond Financing:	\$0			\$0	\$0	\$0	\$0	\$0	\$0
Other Field:	\$0			\$0	\$0	\$0	\$0	\$0	\$0
Total Project Cost (YOE):	\$1,300,000		Total Funding by Share	\$0	\$0	\$0	\$1,300,000	\$0	\$1,300,000

Phase: C=Construction E=Engineering R=ROW T=Transfer

Sherman - Denison Metropolitan Planning Organization

FY 2011 - 2014 Transportation Improvement Program

FY 2012

DISTRICT	COUNTY	CSJ	HWY	LETDATE	PHASE	CITY	PROJECTSPONSOR	YOECOST	
PARIS	GRAYSON	0901-19-900	CS	Jun-12	C,E			\$321,420	
LIMITS FROM:		Canyon Grove R.					REV DATE:	Jul-10	
LIMITS TO:		US 82 wb fr					MPO PROJECT ID:	SDHWY115	
TIP DESCRIPTION:		New location non-freeway					FUNDING CATEGORY	3	
REMARKS:						MIP REFERENCE:			
						PROJECT HISTORY (P7):			
						New location non-freeway			

Total Project Cost Information (P10) :		Authorized Funding by Category/Share (P2,P8):							
	Cost of Approved Phases:	Category	Federal	State	Regional	Local	Local Contribution	Total Funding by Category	
Preliminary Engineering:	\$14,331								
ROW Purchase:	\$0	3 - Mobility	\$257,136	\$64,284	\$0	\$0	\$0	\$321,420	
Construction Engineering:	\$21,935		\$0	\$0	\$0	\$0	\$0	\$0	
Construction Cost:	\$292,465		\$0	\$0	\$0	\$0	\$0	\$0	
Contingencies:	\$20,473		\$0	\$0	\$0	\$0	\$0	\$0	
Indirect Costs:	\$18,630		\$0	\$0	\$0	\$0	\$0	\$0	
Bond Financing:	\$0		\$0	\$0	\$0	\$0	\$0	\$0	
Other Field:	\$0		\$0	\$0	\$0	\$0	\$0	\$0	
Total Project Cost (YOE):	\$367,834	Total Funding by Share	\$257,136	\$64,284	\$0	\$0	\$0	\$321,420	

FY 2012

DISTRICT	COUNTY	CSJ	HWY	LETDATE	PHASE	CITY	PROJECTSPONSOR	YOECOST	
PARIS	GRAYSON	0202-08-051	FM 131	Jun-12	C,E			\$826,084	
LIMITS FROM:		at US 82 Frontage Roads					REV DATE:	Jul-10	
LIMITS TO:							MPO PROJECT ID:	SDHWY129	
TIP DESCRIPTION:		Construct Turn Lanes					FUNDING CATEGORY	3	
REMARKS:						MIP REFERENCE:			
						PROJECT HISTORY (P7):			
						Construct turn lanes			

Total Project Cost Information (P10) :		Authorized Funding by Category/Share (P2,P8):							
	Cost of Approved Phases:	Category	Federal	State	Regional	Local	Local Contribution	Total Funding by Category	
Preliminary Engineering:	\$40,478								
ROW Purchase:	\$0	3 - Mobility	\$660,867	\$165,217	\$0	\$0	\$0	\$826,084	
Construction Engineering:	\$61,956		\$0	\$0	\$0	\$0	\$0	\$0	
Construction Cost:	\$826,083		\$0	\$0	\$0	\$0	\$0	\$0	
Contingencies:	\$57,826		\$0	\$0	\$0	\$0	\$0	\$0	
Indirect Costs:	\$52,621		\$0	\$0	\$0	\$0	\$0	\$0	
Bond Financing:	\$0		\$0	\$0	\$0	\$0	\$0	\$0	
Other Field:	\$0		\$0	\$0	\$0	\$0	\$0	\$0	
Total Project Cost (YOE):	\$1,038,964	Total Funding by Share	\$660,867	\$165,217	\$0	\$0	\$0	\$826,084	

Phase: C=Construction E=Engineering R=ROW T=Transfer

Sherman - Denison Metropolitan Planning Organization

FY 2011 - 2014 Transportation Improvement Program

FY 2013

DISTRICT	COUNTY	CSJ	HWY	LET DATE	PHASE	CITY	PROJECT SPONSOR	YOECOST	
PARIS	GRAYSON	0202-08-905	FM 131	Aug-13	C,E			\$2,244,750	
LIMITS FROM:		Lamberth St. (Sherman)					REV DATE:	Jul-10	
LIMITS TO:		Taylor St. (Sherman)					MPO PROJECT ID:	SHHWY117	
TIP DESCRIPTION:		Widen from 2-lane to 4-lane					FUNDING CATEGORY	3	
REMARKS:						PROJECT HISTORY (P7):			
						Widen from 2-lane to 4-lane			

Total Project Cost Information (P10) :			Authorized Funding by Category/Share (P2,P8):						
	Cost of Approved Phases:	Category	Federal	State	Regional	Local	Local Contribution	Total Funding by Category	
Preliminary Engineering:	\$118,968								
ROW Purchase:	\$0	\$2,244,750	3 - Mobility	\$1,795,800	\$448,950	\$0	\$0	\$0	
Construction Engineering:	\$121,396		\$0	\$0	\$0	\$0	\$0	\$0	
Construction Cost:	\$2,427,922		\$0	\$0	\$0	\$0	\$0	\$0	
Contingencies:	\$157,815		\$0	\$0	\$0	\$0	\$0	\$0	
Indirect Costs:	\$154,659		\$0	\$0	\$0	\$0	\$0	\$0	
Bond Financing:	\$0		\$0	\$0	\$0	\$0	\$0	\$0	
Other Field:	\$0		\$0	\$0	\$0	\$0	\$0	\$0	
Total Project Cost (YOEC):	\$2,980,760	Total Funding by Share	\$1,795,800	\$448,950	\$0	\$0	\$0	\$2,244,750	

STATEWIDE GROUPED CSJ HIGHWAY PROJECTS

For informational purposes only: listed on the next few pages are the candidate projects for statewide grouping, which may be completed in the Sherman-Denison Study Area during the fiscal years of 2011, 2012, 2013 & 2014. Grouping projects by these categories provides an efficient and streamlined method of programming and implementing these projects. If additional funding becomes available later, the funds can be advanced into these or additional projects. These are the known projects at the time the Policy Board approved this document. These projects are financially constrained at the state level and funded from federal and state sources.

Refer to the Glossary, Grouped Project CSJ Definition, and Funding legend of this document for explanatory information related to the following projects.

Sherman - Denison Metropolitan Planning Organization

FY 2011 - 2014 Transportation Improvement Program

FY 2011 - Grouped Projects

DISTRICT	COUNTY	CSJ	HWY	LET DATE	PHASE	CITY	PROJECT SPONSOR	YOECOST
PARIS	GRAYSON	0047-02-130	SH 91	Oct-10	C,E			\$232,400
LIMITS FROM:		SP 503		REV DATE:		Jul-10		
LIMITS TO:		US 75		MPO PROJECT ID:		SDHWY065w		
TIP DESCRIPTION:		Seal Coat		FUNDING CATEGORY:		1		
REMARKS:				PROJECT HISTORY (P7):		Seal Coat		

Total Project Cost Information (P10) :		Authorized Funding by Category/Share (P2,P8):							
		Cost of Approved Phases:	Category	Federal	State	Regional	Local	Local Contribution	Total Funding by Category
Preliminary Engineering:	\$11,843								
ROW Purchase:	\$0	\$232,400	1 - PM	\$185,920	\$46,480	\$0	\$0	\$0	\$232,400
Construction Engineering:	\$12,005			\$0	\$0	\$0	\$0	\$0	\$0
Construction Cost:	\$241,696			\$0	\$0	\$0	\$0	\$0	\$0
Contingencies:	\$15,710			\$0	\$0	\$0	\$0	\$0	\$0
Indirect Costs:	\$15,396			\$0	\$0	\$0	\$0	\$0	\$0
Bond Financing:	\$0			\$0	\$0	\$0	\$0	\$0	\$0
Other Field:	\$0			\$0	\$0	\$0	\$0	\$0	\$0
Total Project Cost (YOE):	\$296,650		Total Funding by Share	\$185,920	\$46,480	\$0	\$0	\$0	\$232,400

FY 2011 - Grouped Projects

DISTRICT	COUNTY	CSJ	HWY	LET DATE	PHASE	CITY	PROJECT SPONSOR	YOECOST
PARIS	GRAYSON	0045-18-031	US 82	Oct-10	C,E			\$62,700
LIMITS FROM:		FM 131 (Frontage Rd only)		REV DATE:		Jul-10		
LIMITS TO:		Frisco Road		MPO PROJECT ID:		SDHWY065a		
TIP DESCRIPTION:		Seal Coat		FUNDING CATEGORY:		1		
REMARKS:				PROJECT HISTORY (P7):		Seal Coat		

Total Project Cost Information (P10) :		Authorized Funding by Category/Share (P2,P8):							
		Cost of Approved Phases:	Category	Federal	State	Regional	Local	Local Contribution	Total Funding by Category
Preliminary Engineering:	\$3,195								
ROW Purchase:	\$0	\$62,700	1 - PM	\$50,160	\$12,540	\$0	\$0	\$0	\$62,700
Construction Engineering:	\$3,260			\$0	\$0	\$0	\$0	\$0	\$0
Construction Cost:	\$65,208			\$0	\$0	\$0	\$0	\$0	\$0
Contingencies:	\$4,239			\$0	\$0	\$0	\$0	\$0	\$0
Indirect Costs:	\$4,154			\$0	\$0	\$0	\$0	\$0	\$0
Bond Financing:	\$0			\$0	\$0	\$0	\$0	\$0	\$0
Other Field:	\$0			\$0	\$0	\$0	\$0	\$0	\$0
Total Project Cost (YOE):	\$80,056		Total Funding by Share	\$50,160	\$12,540	\$0	\$0	\$0	\$62,700

Phase: C=Construction E=Engineering R=ROW T=Transfer

Sherman - Denison Metropolitan Planning Organization										
FY 2011 - 2014 Transportation Improvement Program										
FY 2011 - Grouped Projects										
DISTRICT	COUNTY	CSJ	HWY	LETDATE	PHASE	CITY	PROJECT SPONSOR		YOECOST	
PARIS	GRAYSON	0047-02-131	SP 503	Oct-10	C,E				\$104,641	
LIMITS FROM:		SH 91					REV DATE:		Jul-10	
LIMITS TO:		US 69					MPO PROJECT ID:		SDHWY065b	
TIP DESCRIPTION:		Seal Coat					FUNDING CATEGORY:		1	
REMARKS:					PROJECT HISTORY (P7):					
					Seal Coat					
Total Project Cost Information (P10) :			Authorized Funding by Category/Share (P2,P8):							
			Cost of Approved Phases:	Category	Federal	State	Regional	Local	Local Contribution	Total Funding by Category
Preliminary Engineering:	\$4,077			1 - PM	\$0	\$104,641	\$0	\$0	\$0	\$104,641
ROW Purchase:	\$0	\$104,641			\$0	\$0	\$0	\$0	\$0	\$0
Construction Engineering:	\$6,240				\$0	\$0	\$0	\$0	\$0	\$0
Construction Cost:	\$83,200				\$0	\$0	\$0	\$0	\$0	\$0
Contingencies:	\$5,824				\$0	\$0	\$0	\$0	\$0	\$0
Indirect Costs:	\$5,300				\$0	\$0	\$0	\$0	\$0	\$0
Bond Financing:	\$0				\$0	\$0	\$0	\$0	\$0	\$0
Other Field:	\$0				\$0	\$0	\$0	\$0	\$0	\$0
Total Project Cost (YOE):	\$104,641		Total Funding by Share		\$0	\$104,641	\$0	\$0	\$0	\$104,641
FY 2011 - Grouped Projects										
DISTRICT	COUNTY	CSJ	HWY	LETDATE	PHASE	CITY	PROJECT SPONSOR		YOECOST	
PARIS	GRAYSON	0047-03-073	SH 5	Oct-10	C,E				\$377,200	
LIMITS FROM:		US 75					REV DATE:		Jul-10	
LIMITS TO:		Collin County Line					MPO PROJECT ID:		SDHWY065c	
TIP DESCRIPTION:		Seal Coat					FUNDING CATEGORY:		1	
REMARKS:					PROJECT HISTORY (P7):					
					Seal Coat					
Total Project Cost Information (P10) :			Authorized Funding by Category/Share (P2,P8):							
			Cost of Approved Phases:	Category	Federal	State	Regional	Local	Local Contribution	Total Funding by Category
Preliminary Engineering:	\$19,671			1 - PM	\$300,000	\$77,200	\$0	\$0	\$0	\$377,200
ROW Purchase:	\$0	\$377,200			\$0	\$0	\$0	\$0	\$0	\$0
Construction Engineering:	\$20,072				\$0	\$0	\$0	\$0	\$0	\$0
Construction Cost:	\$401,440				\$0	\$0	\$0	\$0	\$0	\$0
Contingencies:	\$26,094				\$0	\$0	\$0	\$0	\$0	\$0
Indirect Costs:	\$25,572				\$0	\$0	\$0	\$0	\$0	\$0
Bond Financing:	\$0				\$0	\$0	\$0	\$0	\$0	\$0
Other Field:	\$0				\$0	\$0	\$0	\$0	\$0	\$0
Total Project Cost (YOE):	\$492,849		Total Funding by Share		\$300,000	\$77,200	\$0	\$0	\$0	\$377,200
Phase: C=Construction E=Engineering R=ROW T=Transfer										

Sherman - Denison Metropolitan Planning Organization										
FY 2011 - 2014 Transportation Improvement Program										
FY 2011 - Grouped Projects										
DISTRICT	COUNTY	CSJ	HWY	LET DATE	PHASE	CITY	PROJECT SPONSOR		YOECOST	
PARIS	GRAYSON	0316-02-024	FM 84	Oct-10	C,E				\$353,200	
LIMITS FROM:		End of State Maintenance					REV DATE:		Jul-10	
LIMITS TO:		US 69					MPO PROJECT ID:		SDHWY065d	
TIP DESCRIPTION:		Seal Coat					FUNDING CATEGORY:		1	
REMARKS:					PROJECT HISTORY (P7):					
					Seal Coat					
Total Project Cost Information (P10) :			Authorized Funding by Category/Share (P2,P8):							
			Cost of Approved Phases:	Category	Federal	State	Regional	Local	Local Contribution	Total Funding by Category
Preliminary Engineering:	\$18,040			1 - PM	\$283,200	\$70,000	\$0	\$0	\$0	\$353,200
ROW Purchase:	\$0	\$353,200			\$0	\$0	\$0	\$0	\$0	\$0
Construction Engineering:	\$18,408				\$0	\$0	\$0	\$0	\$0	\$0
Construction Cost:	\$368,160				\$0	\$0	\$0	\$0	\$0	\$0
Contingencies:	\$23,930				\$0	\$0	\$0	\$0	\$0	\$0
Indirect Costs:	\$23,452				\$0	\$0	\$0	\$0	\$0	\$0
Bond Financing:	\$0				\$0	\$0	\$0	\$0	\$0	\$0
Other Field:	\$0				\$0	\$0	\$0	\$0	\$0	\$0
Total Project Cost (YOE):				Total Funding by Share	\$283,200	\$70,000	\$0	\$0	\$0	\$353,200
FY 2011 - Grouped Projects										
DISTRICT	COUNTY	CSJ	HWY	LET DATE	PHASE	CITY	PROJECT SPONSOR		YOECOST	
PARIS	GRAYSON	0728-01-046	FM 120	Oct-10	C,E				\$18,000	
LIMITS FROM:		US 69					REV DATE:		Jul-10	
LIMITS TO:		Houston Street					MPO PROJECT ID:		SDHWY065c	
TIP DESCRIPTION:		Seal Coat					FUNDING CATEGORY:		1	
REMARKS:					PROJECT HISTORY (P7):					
					Seal Coat					
Total Project Cost Information (P10) :			Authorized Funding by Category/Share (P2,P8):							
			Cost of Approved Phases:	Category	Federal	State	Regional	Local	Local Contribution	Total Funding by Category
Preliminary Engineering:	\$936			1 - PM	\$14,400	\$3,600	\$0	\$0	\$0	\$18,000
ROW Purchase:	\$0	\$18,000			\$0	\$0	\$0	\$0	\$0	\$0
Construction Engineering:	\$936				\$0	\$0	\$0	\$0	\$0	\$0
Construction Cost:	\$18,720				\$0	\$0	\$0	\$0	\$0	\$0
Contingencies:	\$1,217				\$0	\$0	\$0	\$0	\$0	\$0
Indirect Costs:	\$1,192				\$0	\$0	\$0	\$0	\$0	\$0
Bond Financing:	\$0				\$0	\$0	\$0	\$0	\$0	\$0
Other Field:	\$0				\$0	\$0	\$0	\$0	\$0	\$0
Total Project Cost (YOE):				Total Funding by Share	\$14,400	\$3,600	\$0	\$0	\$0	\$18,000
Phase: C=Construction E=Engineering R=ROW T=Transfer										

Sherman - Denison Metropolitan Planning Organization

FY 2011 - 2014 Transportation Improvement Program

FY 2011 - Grouped Projects

DISTRICT	COUNTY	CSJ	HWY	LET DATE	PHASE	CITY	PROJECT SPONSOR	YOECOST	
PARIS	GRAYSON	0728-02-026	FM 120	Oct-10	C,E			\$66,000	
LIMITS FROM:		Houston Street					REV DATE:	Jul-10	
LIMITS TO:		FM 1753					MPO PROJECT ID:	SDHWY065f	
TIP DESCRIPTION:		Seal Coat					FUNDING CATEGORY:	1	
REMARKS:							MIP REFERENCE:		
							PROJECT HISTORY (P7):	Seal Coat	

Total Project Cost Information (P10) :			Authorized Funding by Category/Share (P2,P8):						
	Cost of Approved Phases:	Category	Federal	State	Regional	Local	Local Contribution	Total Funding by Category	
Preliminary Engineering:	\$3,363								
ROW Purchase:	\$0	1 - PM	\$0	\$66,000	\$0	\$0	\$0	\$66,000	
Construction Engineering:	\$5,148		\$0	\$0	\$0	\$0	\$0	\$0	
Construction Cost:	\$68,640		\$0	\$0	\$0	\$0	\$0	\$0	
Contingencies:	\$4,805		\$0	\$0	\$0	\$0	\$0	\$0	
Indirect Costs:	\$4,372		\$0	\$0	\$0	\$0	\$0	\$0	
Bond Financing:	\$0		\$0	\$0	\$0	\$0	\$0	\$0	
Other Field:	\$0		\$0	\$0	\$0	\$0	\$0	\$0	
Total Project Cost (YO E):	\$86,328	Total Funding by Share	\$0	\$66,000	\$0	\$0	\$0	\$66,000	

FY 2011 - Grouped Projects

DISTRICT	COUNTY	CSJ	HWY	LET DATE	PHASE	CITY	PROJECT SPONSOR	YOECOST
PARIS	GRAYSON	2453-02-025	FM 1417	Oct-10	C,E			\$78,000
LIMITS FROM:		US 75					REV DATE:	Jul-10
LIMITS TO:		SH 11					MPO PROJECT ID:	SDHWY065h
TIP DESCRIPTION:		Seal Coat					FUNDING CATEGORY:	1
REMARKS:							MIP REFERENCE:	
							PROJECT HISTORY (P7):	Seal Coat

Total Project Cost Information (P10) :			Authorized Funding by Category/Share (P2,P8):						
	Cost of Approved Phases:	Category	Federal	State	Regional	Local	Local Contribution	Total Funding by Category	
Preliminary Engineering:	\$3,975								
ROW Purchase:	\$0	1 - PM	\$62,400	\$15,600	\$0	\$0	\$0	\$78,000	
Construction Engineering:	\$4,056		\$0	\$0	\$0	\$0	\$0	\$0	
Construction Cost:	\$81,120		\$0	\$0	\$0	\$0	\$0	\$0	
Contingencies:	\$5,273		\$0	\$0	\$0	\$0	\$0	\$0	
Indirect Costs:	\$5,167		\$0	\$0	\$0	\$0	\$0	\$0	
Bond Financing:	\$0		\$0	\$0	\$0	\$0	\$0	\$0	
Other Field:	\$0		\$0	\$0	\$0	\$0	\$0	\$0	
Total Project Cost (YO E):	\$99,591	Total Funding by Share	\$62,400	\$15,600	\$0	\$0	\$0	\$78,000	

Phase: C=Construction E=Engineering R=ROW T=Transfer

Sherman - Denison Metropolitan Planning Organization

FY 2011 - 2014 Transportation Improvement Program

FY 2011 - Grouped Projects

DISTRICT	COUNTY	CSJ	HWY	LET DATE	PHASE	CITY	PROJECT SPONSOR	YOECOST	
PARIS	GRAYSON	0047-02-129	US 75	Jan-11	C,E			\$140,000	
LIMITS FROM:		US 75 Frontage Rd					REV DATE:	Jul-10	
LIMITS TO:		SH 56					MPO PROJECT ID:	SDHWY021	
TIP DESCRIPTION:		Improve Traffic Signal					FUNDING CATEGORY:	8	
REMARKS:							MTP REFERENCE:		
					PROJECT HISTORY (P7):	Improve Traffic Signal			

Total Project Cost Information (P10) :		Authorized Funding by Category/Share (P2,P8):							
		Cost of Approved Phases:	Category	Federal	State	Regional	Local	Local Contribution	Total Funding by Category
Preliminary Engineering:	\$7,134								
ROW Purchase:	\$0	\$140,000	8 - Safety	\$126,000	\$14,000	\$0	\$0	\$0	\$140,000
Construction Engineering:	\$10,920			\$0	\$0	\$0	\$0	\$0	\$0
Construction Cost:	\$145,600			\$0	\$0	\$0	\$0	\$0	\$0
Contingencies:	\$10,192			\$0	\$0	\$0	\$0	\$0	\$0
Indirect Costs:	\$9,275			\$0	\$0	\$0	\$0	\$0	\$0
Bond Financing:	\$0			\$0	\$0	\$0	\$0	\$0	\$0
Other Field:	\$0			\$0	\$0	\$0	\$0	\$0	\$0
Total Project Cost (YOE):	\$183,121		Total Funding by Share	\$126,000	\$14,000	\$0	\$0	\$0	\$140,000

FY 2011 - Grouped Projects

DISTRICT	COUNTY	CSJ	HWY	LET DATE	PHASE	CITY	PROJECT SPONSOR	YOECOST	
PARIS	GRAYSON	0045-19-042	US 82	Apr-11	C,E			\$1,140,000	
LIMITS FROM:		Frisco Road					REV DATE:	Jul-10	
LIMITS TO:		FM 1417 E					MPO PROJECT ID:	SDHWY065i	
TIP DESCRIPTION:		Overlay					FUNDING CATEGORY:	1	
REMARKS:							MTP REFERENCE:		
					PROJECT HISTORY (P7):	Overlay			

Total Project Cost Information (P10) :		Authorized Funding by Category/Share (P2,P8):							
		Cost of Approved Phases:	Category	Federal	State	Regional	Local	Local Contribution	Total Funding by Category
Preliminary Engineering:	\$50,193								
ROW Purchase:	\$0	\$1,140,000	1 - PM	\$0	\$1,140,000	\$0	\$0	\$0	\$1,140,000
Construction Engineering:	\$71,705			\$0	\$0	\$0	\$0	\$0	\$0
Construction Cost:	\$1,024,356			\$0	\$0	\$0	\$0	\$0	\$0
Contingencies:	\$71,705			\$0	\$0	\$0	\$0	\$0	\$0
Indirect Costs:	\$65,251			\$0	\$0	\$0	\$0	\$0	\$0
Bond Financing:	\$0			\$0	\$0	\$0	\$0	\$0	\$0
Other Field:	\$0			\$0	\$0	\$0	\$0	\$0	\$0
Total Project Cost (YOE):	\$1,283,210		Total Funding by Share	\$0	\$1,140,000	\$0	\$0	\$0	\$1,140,000

Phase: C=Construction E=Engineering R=ROW T=Transfer

Sherman - Denison Metropolitan Planning Organization										
FY 2011 - 2014 Transportation Improvement Program										
FY 2011 - Grouped Projects										
DISTRICT	COUNTY	CSJ	HWY	LET DATE	PHASE	CITY	PROJECT SPONSOR		YOECOST	
PARIS	GRAYSON	3427-02-901	FM 3356	May-11	C,E				\$800,000	
LIMITS FROM:		FM 121					REV DATE:		Jul-10	
LIMITS TO:		Collin County Line					MPO PROJECT ID:		SDHWY065j	
TIP DESCRIPTION:		Repair Roadway					FUNDING CATEGORY:		1	
REMARKS:					PROJECT HISTORY (P7):		Repair Roadway			
Total Project Cost Information (P10) :		Authorized Funding by Category/Share (P2,P8):								
		Cost of Approved Phases:	Category	Federal	State	Regional	Local	Local Contribution	Total Funding by Category	
Preliminary Engineering:	\$40,768									
ROW Purchase:	\$0	\$800,000	1 - PM	\$0	\$800,000	\$0	\$0	\$0	\$800,000	
Construction Engineering:	\$62,400			\$0	\$0	\$0	\$0	\$0	\$0	
Construction Cost:	\$832,000			\$0	\$0	\$0	\$0	\$0	\$0	
Contingencies:	\$58,240			\$0	\$0	\$0	\$0	\$0	\$0	
Indirect Costs:	\$52,998			\$0	\$0	\$0	\$0	\$0	\$0	
Bond Financing:	\$0			\$0	\$0	\$0	\$0	\$0	\$0	
Other Field:	\$0			\$0	\$0	\$0	\$0	\$0	\$0	
Total Project Cost (YOE):		\$1,046,406	Total Funding by Share	\$0	\$800,000	\$0	\$0	\$0	\$800,000	
FY 2012 - Grouped Projects										
DISTRICT	COUNTY	CSJ	HWY	LET DATE	PHASE	CITY	PROJECT SPONSOR		YOECOST	
PARIS	GRAYSON	0729-01-930	FM 121	Oct-11	C,E				\$342,000	
LIMITS FROM:		SH 289					REV DATE:		Jul-10	
LIMITS TO:		US 75					MPO PROJECT ID:		SDHWY065g	
TIP DESCRIPTION:		Seal Coat					FUNDING CATEGORY:		1	
REMARKS:					PROJECT HISTORY (P7):		Seal Coat			
Total Project Cost Information (P10) :		Authorized Funding by Category/Share (P2,P8):								
		Cost of Approved Phases:	Category	Federal	State	Regional	Local	Local Contribution	Total Funding by Category	
Preliminary Engineering:	\$0									
ROW Purchase:	\$0	\$342,000	1 - PM	\$0	\$342,000	\$0	\$0	\$0	\$342,000	
Construction Engineering:	\$0			\$0	\$0	\$0	\$0	\$0	\$0	
Construction Cost:	\$365,629			\$0	\$0	\$0	\$0	\$0	\$0	
Contingencies:	\$0			\$0	\$0	\$0	\$0	\$0	\$0	
Indirect Costs:	\$0			\$0	\$0	\$0	\$0	\$0	\$0	
Bond Financing:	\$0			\$0	\$0	\$0	\$0	\$0	\$0	
Other Field:	\$0			\$0	\$0	\$0	\$0	\$0	\$0	
Total Project Cost (YOE):		\$365,629	Total Funding by Share	\$0	\$342,000	\$0	\$0	\$0	\$342,000	
Phase: C=Construction E=Engineering R=ROW T=Transfer										

Sherman - Denison Metropolitan Planning Organization

FY 2011 - 2014 Transportation Improvement Program

FY 2012 - Grouped Projects

DISTRICT	COUNTY	CSJ	HWY	LETDATE	PHASE	CITY	PROJECT SPONSOR	YOECOST
PARIS	GRAYSON	0047-13-028	US 75	Aug-12	C,E			\$3,600,000
LIMITS FROM:		FM 902				REV DATE:	Jul-10	
LIMITS TO:		Collin County Line				MPO PROJECT ID:	SDHWY065v	
TIP DESCRIPTION:		Rehab existing frontage road (NB and SB)				FUNDING CATEGORY:	1	
REMARKS:						MIP REFERENCE:		
						PROJECT HISTORY (P7):		
						Rehab existing frontage road (NB and SB)		

Total Project Cost Information (P10) :		Authorized Funding by Category/Share (P2,P8):							
	Cost of Approved Phases:	Category	Federal	State	Regional	Local	Local Contribution	Total Funding by Category	
Preliminary Engineering:	\$381,588								
ROW Purchase:	\$0	1 - PM	\$2,880,000	\$720,000	\$0	\$0	\$0	\$3,600,000	
Construction Engineering:	\$389,588		\$0	\$0	\$0	\$0	\$0	\$0	
Construction Cost:	\$7,784,520		\$0	\$0	\$0	\$0	\$0	\$0	
Contingencies:	\$506,189		\$0	\$0	\$0	\$0	\$0	\$0	
Indirect Costs:	\$496,065		\$0	\$0	\$0	\$0	\$0	\$0	
Bond Financing:	\$0		\$0	\$0	\$0	\$0	\$0	\$0	
Other Field:	\$0		\$0	\$0	\$0	\$0	\$0	\$0	
Total Project Cost (YOE):	\$9,557,950	Total Funding by Share	\$2,880,000	\$720,000	\$0	\$0	\$0	\$3,600,000	

FY 2013 - Grouped Projects

DISTRICT	COUNTY	CSJ	HWY	LETDATE	PHASE	CITY	PROJECT SPONSOR	YOECOST
PARIS	GRAYSON	0045-03-043	SH 56	May-13	C,E			\$1,532,925
LIMITS FROM:		SH 289				REV DATE:	Jul-10	
LIMITS TO:		Binkley Park Drive				MPO PROJECT ID:	SDHWY065u	
TIP DESCRIPTION:		Overlay				FUNDING CATEGORY:	1	
REMARKS:						MIP REFERENCE:		
						PROJECT HISTORY (P7):	Overlay	

Total Project Cost Information (P10) :		Authorized Funding by Category/Share (P2,P8):							
	Cost of Approved Phases:	Category	Federal	State	Regional	Local	Local Contribution	Total Funding by Category	
Preliminary Engineering:	\$112,656								
ROW Purchase:	\$0	1 - PM	\$1,226,340	\$0	\$0	\$0	\$0	\$1,226,340	
Construction Engineering:	\$114,955		\$306,585	\$0	\$0	\$0	\$0	\$306,585	
Construction Cost:	\$2,299,110		\$0	\$0	\$0	\$0	\$0	\$0	
Contingencies:	\$149,442		\$0	\$0	\$0	\$0	\$0	\$0	
Indirect Costs:	\$146,453		\$0	\$0	\$0	\$0	\$0	\$0	
Bond Financing:	\$0		\$0	\$0	\$0	\$0	\$0	\$0	
Other Field:	\$0		\$0	\$0	\$0	\$0	\$0	\$0	
Total Project Cost (YOE):	\$2,822,616	Total Funding by Share	\$1,532,925	\$0	\$0	\$0	\$0	\$1,532,925	

Phase: C=Construction E=Engineering R=ROW T=Transfer

Sherman - Denison Metropolitan Planning Organization
FY 2011 - 2014 Transportation Improvement Program
Highway Financial Summary - Year of Expenditure Costs
2011 - 2014 STIP

Funding by Category											
Category	Description	FY 2011		FY 2012		FY 2013		FY 2014		Total FY 2011 - 2014	
		Programmed	Authorized	Programmed	Authorized	Programmed	Authorized	Programmed	Authorized	Programmed	Authorized
1	Preventive Maintenance and Rehabilitation	\$755,040	\$755,040	\$0	\$0	\$0	\$0	\$0	\$0	\$755,040	\$755,040
2	Metropolitan Area (TMA) Corridor Projects	\$0	\$0	\$0	\$0	\$0	\$0	\$0	\$0	\$0	\$0
3	Urban Area (Non-TMA) Corridor Projects	\$0	\$0	\$1,147,504	\$1,147,504	\$2,244,750	\$2,244,750	\$0	\$0	\$3,392,254	\$3,392,254
4	Statewide Connectivity Corridor Projects	\$0	\$0	\$0	\$0	\$0	\$0	\$0	\$0	\$0	\$0
5	CMAQ	\$0	\$0	\$0	\$0	\$0	\$0	\$0	\$0	\$0	\$0
6	Structures	\$0	\$0	\$0	\$0	\$0	\$0	\$0	\$0	\$0	\$0
7	Metro Mobility & Rehab	\$0	\$0	\$0	\$0	\$0	\$0	\$0	\$0	\$0	\$0
8	Safety	\$0	\$0	\$0	\$0	\$0	\$0	\$0	\$0	\$0	\$0
9	Transportation Enhancements	\$0	\$0	\$0	\$0	\$0	\$0	\$0	\$0	\$0	\$0
10	Supplemental Transportation Projects	\$0	\$0	\$0	\$0	\$0	\$0	\$0	\$0	\$0	\$0
11	District Discretionary	\$900,000	\$900,000	\$0	\$0	\$0	\$0	\$0	\$0	\$900,000	\$900,000
12	Strategic Priority	\$0	\$0	\$0	\$0	\$0	\$0	\$0	\$0	\$0	\$0
Other	Prop 12	\$0	\$0	\$0	\$0	\$0	\$0	\$0	\$0	\$0	\$0
Other	Prop 14	\$0	\$0	\$0	\$0	\$0	\$0	\$0	\$0	\$0	\$0
Other		\$0	\$0	\$0	\$0	\$0	\$0	\$0	\$0	\$0	\$0
LC	Local Contributions	\$1,300,000	\$1,300,000	\$0	\$0	\$0	\$0	\$0	\$0	\$1,300,000	\$1,300,000
	Total	\$2,955,040	\$2,955,040	\$1,147,504	\$1,147,504	\$2,244,750	\$2,244,750	\$0	\$0	\$6,347,294	\$6,347,294

Funding Participation Source

Source	FY 2011	FY 2012	FY 2013	FY 2014	Total
Federal	\$1,324,000	\$918,003	\$1,795,800	\$0	\$4,037,803
State	\$331,040	\$229,501	\$448,950	\$0	\$1,009,491
Local Contributions	\$1,300,000	\$0	\$0	\$0	\$1,300,000
Prop 12	\$0	\$0	\$0	\$0	\$0
Prop 14	\$0	\$0	\$0	\$0	\$0
Other (Insert Entity Name)	\$0	\$0	\$0	\$0	\$0
Other (Insert Entity Name)	\$0	\$0	\$0	\$0	\$0
Total	\$2,955,040	\$1,147,504	\$2,244,750	\$0	\$6,347,294

**Sherman - Denison Metropolitan Planning Organization
FY 2011 - 2014 Transportation Improvement Program**

Highway Financial Summary - Year of Expenditure Construction Costs

Funding by Category (Grouped)

Category	Description	FY 2011		FY 2012		FY 2013		FY 2014		Total FY 2011 through 2014	
		Programmed	Authorized	Programmed	Authorized	Programmed	Authorized	Programmed	Authorized	Programmed	Authorized
1	Preventive Maintenance and Rehabilitation	\$28,695,807	\$28,695,807	\$2,664,790	\$2,664,790	\$8,086,925	\$8,086,925			\$39,447,522	\$39,447,522
2	Metropolitan Mobility Corridors									\$0	\$0
3	Urban Mobility Corridors									\$0	\$0
4	Statewide Mobility Corridors									\$0	\$0
5	Congestion Mitigation & Air Quality									\$0	\$0
6	Structure Rehabilitation	\$13,708,892	\$13,708,892			\$7,817,971	\$7,817,971	\$962,856	\$962,856	\$22,489,719	\$22,489,719
7	Metro Mobility									\$0	\$0
8	Safety	\$4,418,200	\$4,418,200							\$4,418,200	\$4,418,200
9	Enhancements									\$0	\$0
10	Miscellaneous									\$0	\$0
11	District Discretionary									\$0	\$0
12	Strategic Priority									\$0	\$0
LC	Local Contributions									\$0	\$0
	Other (R)					\$0	\$0			\$0	\$0
	Total	\$46,822,899	\$46,822,899	\$2,664,790	\$2,664,790	\$15,904,896	\$15,904,896	\$962,856	\$962,856	\$66,355,441	\$66,355,441

Funding Participation Source

Source	FY 2011	FY 2012	FY 2013	FY 2014	Total
Federal	\$16,154,481		\$9,134,377	\$770,285	\$26,059,143
State	\$21,640,526	\$2,664,790	\$5,237,594	\$192,571	\$29,735,481
Local Contributions			\$1,532,925		\$1,532,925
Other	\$9,027,892				\$9,027,892
Total	\$46,822,899	\$2,664,790	\$15,904,896	\$962,856	\$66,355,441

FY 2011 TRANSIT PROJECT LISTING			
(Sherman-Denison MPO) TRANSPORTATION IMPROVEMENT PROGRAM			
Paris			YOE = Year of Expenditure
General Project Information		Funding Information (YOE)	
Project Sponsor	Texoma Area Paratransit System	Federal Funding Category	5307
MPO Project/Reference Number	11SDBUS11	Federal Share	\$76,828
Apportionment Year	2011	State Funds from TxDOT	\$4,499
Project Phase	n/a	Local Funds	\$4,036
Brief Project Description	Capital ADA (90/10)	Fiscal Year Cost	\$85,363
		Total Project Cost	\$85,363
		Trans. Dev. Credits Requested	\$0
		Trans. Dev. Credits Awarded (Date & Amount)	\$0
Sec 5309 ID # if applicable			
Amendment Date & Action			
General Project Information		Funding Information (YOE)	
Project Sponsor	Texoma Council of Governments	Federal Funding Category	5307
MPO Project/Reference Number	11SDBUS11	Federal Share	\$68,000
Apportionment Year	2011	State Funds from TxDOT	\$11,000
Project Phase	n/a	Local Funds	\$6,000
Brief Project Description	Planning (80/20)	Fiscal Year Cost	\$85,000
		Total Project Cost	\$85,000
		Trans. Dev. Credits Requested	\$0
		Trans. Dev. Credits Awarded (Date & Amount)	\$0
Sec 5309 ID # if applicable			
Amendment Date & Action			
General Project Information		Funding Information (YOE)	
Project Sponsor	Texoma Area Paratransit System	Federal Funding Category	5307
MPO Project/Reference Number	11SDBUS11	Federal Share	\$453,822
Apportionment Year	2011	State Funds from TxDOT	\$205,811
Project Phase	n/a	Local Funds	\$360,978
Brief Project Description	Operating (50/50)	Fiscal Year Cost	\$1,020,611
		Total Project Cost	\$1,020,611
		Trans. Dev. Credits Requested	\$0
		Trans. Dev. Credits Awarded (Date & Amount)	\$0
Sec 5309 ID # if applicable			
Amendment Date & Action			
General Project Information		Funding Information (YOE)	
Project Sponsor	Texoma Area Paratransit System	Federal Funding Category	5307
MPO Project/Reference Number	11SDBUS11	Federal Share	\$16,873
Apportionment Year	2011	State Funds from TxDOT	\$0
Project Phase	n/a	Local Funds	\$4,218
Brief Project Description	Preventive Maintenance (80/20)	Fiscal Year Cost	\$21,091
		Total Project Cost	\$21,091
		Trans. Dev. Credits Requested	\$0
		Trans. Dev. Credits Awarded (Date & Amount)	\$0
Sec 5309 ID # if applicable			
Amendment Date & Action			
General Project Information		Funding Information (YOE)	
Project Sponsor	Texoma Area Paratransit System	Federal Funding Category	5307
MPO Project/Reference Number	11SDBUS11	Federal Share	\$33,746
Apportionment Year	2011	State Funds from TxDOT	\$0
Project Phase	n/a	Local Funds	\$8,436
Brief Project Description	Capital-Scheduling/Dispatching Upgrades	Fiscal Year Cost	\$42,182
		Total Project Cost	\$42,182
		Trans. Dev. Credits Requested	\$0
		Trans. Dev. Credits Awarded (Date & Amount)	\$0
Sec 5309 ID # if applicable			
Amendment Date & Action			
General Project Information		Funding Information (YOE)	
Project Sponsor	Texoma Area Paratransit System	Federal Funding Category	5307
MPO Project/Reference Number	11SDBUS11	Federal Share	\$74,691
Apportionment Year	2011	State Funds from TxDOT	\$15,298
Project Phase	n/a	Local Funds	\$0
Brief Project Description	Capital-ADA Vehicle Replacement	Fiscal Year Cost	\$89,989
		Total Project Cost	\$89,989
		Trans. Dev. Credits Requested	\$0
		Trans. Dev. Credits Awarded (Date & Amount)	\$0
Sec 5309 ID # if applicable			
Amendment Date & Action			

FY 2012 TRANSIT PROJECT LISTING			
(Sherman-Denison MPO) TRANSPORTATION IMPROVEMENT PROGRAM			
Paris		YOE = Year of Expenditure	
General Project Information		Funding Information (YOE)	
Project Sponsor	Texoma Area Paratransit System	Federal Funding Category	5307
MPO Project/Reference Number	11SDBUS12	Federal Share	\$76,828
Apportionment Year	2012	State Funds from TxDOT	\$4,499
Project Phase	n/a	Local Funds	\$4,036
Brief Project Description	Capital - ADA (90/10)	Fiscal Year Cost	\$85,363
		Total Project Cost	\$85,363
Sec 5309 ID # if applicable		Trans. Dev. Credits Awarded	
Amendment Date & Action		(Date & Amount)	\$0
General Project Information		Funding Information (YOE)	
Project Sponsor	Texoma Council of Governments	Federal Funding Category	5307
MPO Project/Reference Number	11SDBUS12	Federal Share	\$68,000
Apportionment Year	2012	State Funds from TxDOT	\$11,000
Project Phase	n/a	Local Funds	\$6,000
Brief Project Description	Planning (80/20)	Fiscal Year Cost	\$85,000
		Total Project Cost	\$85,000
Sec 5309 ID # if applicable		Trans. Dev. Credits Requested	\$0
Amendment Date & Action		Trans. Dev. Credits Awarded	\$0
General Project Information		Funding Information (YOE)	
Project Sponsor	Texoma Area Paratransit System	Federal Funding Category	5307
MPO Project/Reference Number	11SDBUS12	Federal Share	\$453,822
Apportionment Year	2012	State Funds from TxDOT	\$205,811
Project Phase	n/a	Local Funds	\$360,978
Brief Project Description	Operating (50/50)	Fiscal Year Cost	\$1,020,611
		Total Project Cost	\$1,020,611
Sec 5309 ID # if applicable		Trans. Dev. Credits Requested	\$0
Amendment Date & Action		Trans. Dev. Credits Awarded	\$0
General Project Information		Funding Information (YOE)	
Project Sponsor	Texoma Area Paratransit System	Federal Funding Category	5307
MPO Project/Reference Number	11SDBUS12	Federal Share	\$16,873
Apportionment Year	2012	State Funds from TxDOT	\$0
Project Phase	n/a	Local Funds	\$4,218
Brief Project Description	Preventive Maintenance (80/20)	Fiscal Year Cost	\$21,091
		Total Project Cost	\$21,091
Sec 5309 ID # if applicable		Trans. Dev. Credits Requested	\$0
Amendment Date & Action		Trans. Dev. Credits Awarded	\$0
General Project Information		Funding Information (YOE)	
Project Sponsor	Texoma Area Paratransit System	Federal Funding Category	5307
MPO Project/Reference Number	11SDBUS12	Federal Share	\$33,746
Apportionment Year	2012	State Funds from TxDOT	\$0
Project Phase	n/a	Local Funds	\$8,436
Brief Project Description	Capital - Scheduling/Dispatching Upgrades	Fiscal Year Cost	\$42,182
		Total Project Cost	\$42,182
Sec 5309 ID # if applicable		Trans. Dev. Credits Requested	\$0
Amendment Date & Action		Trans. Dev. Credits Awarded	\$0
General Project Information		Funding Information (YOE)	
Project Sponsor	Texoma Area Paratransit System	Federal Funding Category	5307
MPO Project/Reference Number	11SDBUS12	Federal Share	\$74,691
Apportionment Year	2012	State Funds from TxDOT	\$15,298
Project Phase	n/a	Local Funds	\$0
Brief Project Description	Capital - ADA Vehicle Replacement	Fiscal Year Cost	\$89,989
		Total Project Cost	\$89,989
Sec 5309 ID # if applicable		Trans. Dev. Credits Requested	\$0
Amendment Date & Action		Trans. Dev. Credits Awarded	\$0

FY 2013 TRANSIT PROJECT LISTING			
(Sherman-Denison MPO) TRANSPORTATION IMPROVEMENT PROGRAM			
Paris			YOE = Year of Expenditure
General Project Information		Funding Information (YOE)	
Project Sponsor	Texoma Area Paratransit System	Federal Funding Category	5307
MPO Project/Reference Number	11SDBUS13	Federal Share	\$76,828
Apportionment Year	2013	State Funds from TxDOT	\$4,499
Project Phase	n/a	Local Funds	\$4,036
Brief Project Description	Capital - ADA (90/10)	Fiscal Year Cost	\$85,363
		Total Project Cost	\$85,363
		Trans. Dev. Credits Requested	\$0
		Trans. Dev. Credits Awarded (Date & Amount)	\$0
Sec 5309 ID # if applicable			
Amendment Date & Action			
General Project Information		Funding Information (YOE)	
Project Sponsor	Texoma Council of Governments	Federal Funding Category	5307
MPO Project/Reference Number	11SDBUS13	Federal Share	\$68,000
Apportionment Year	2013	State Funds from TxDOT	\$11,000
Project Phase	n/a	Local Funds	\$6,000
Brief Project Description	Planning - (80/20)	Fiscal Year Cost	\$85,000
		Total Project Cost	\$85,000
		Trans. Dev. Credits Requested	\$0
		Trans. Dev. Credits Awarded (Date & Amount)	\$0
Sec 5309 ID # if applicable			
Amendment Date & Action			
General Project Information		Funding Information (YOE)	
Project Sponsor	Texoma Area Paratransit System	Federal Funding Category	5307
MPO Project/Reference Number	11SDBUS13	Federal Share	\$453,822
Apportionment Year	2013	State Funds from TxDOT	\$205,811
Project Phase	n/a	Local Funds	\$360,978
Brief Project Description	Operating (50/50)	Fiscal Year Cost	\$1,020,611
		Total Project Cost	\$1,020,611
		Trans. Dev. Credits Requested	\$0
		Trans. Dev. Credits Awarded (Date & Amount)	\$0
Sec 5309 ID # if applicable			
Amendment Date & Action			
General Project Information		Funding Information (YOE)	
Project Sponsor	Texoma Area Paratransit System	Federal Funding Category	5307
MPO Project/Reference Number	11SDBUS13	Federal Share	\$16,873
Apportionment Year	2013	State Funds from TxDOT	\$0
Project Phase	n/a	Local Funds	\$4,218
Brief Project Description	Preventive Maintenance (80/20)	Fiscal Year Cost	\$21,091
		Total Project Cost	\$21,091
		Trans. Dev. Credits Requested	\$0
		Trans. Dev. Credits Awarded (Date & Amount)	\$0
Sec 5309 ID # if applicable			
Amendment Date & Action			
General Project Information		Funding Information (YOE)	
Project Sponsor	Texoma Area Paratransit System	Federal Funding Category	5307
MPO Project/Reference Number	11SDBUS13	Federal Share	\$33,746
Apportionment Year	2013	State Funds from TxDOT	\$0
Project Phase	n/a	Local Funds	\$8,436
Brief Project Description	Capital - Scheduling/Dispatching	Fiscal Year Cost	\$42,182
		Total Project Cost	\$42,182
		Trans. Dev. Credits Requested	\$0
		Trans. Dev. Credits Awarded (Date & Amount)	\$0
Sec 5309 ID # if applicable			
Amendment Date & Action			
General Project Information		Funding Information (YOE)	
Project Sponsor	Texoma Area Paratransit System	Federal Funding Category	5307
MPO Project/Reference Number	11SDBUS13	Federal Share	\$74,691
Apportionment Year	2013	State Funds from TxDOT	\$15,298
Project Phase	n/a	Local Funds	\$0
Brief Project Description	Capital - ADA Vehicle Replacement	Fiscal Year Cost	\$89,989
		Total Project Cost	\$89,989
		Trans. Dev. Credits Requested	\$0
		Trans. Dev. Credits Awarded (Date & Amount)	\$0
Sec 5309 ID # if applicable			
Amendment Date & Action			

FY 2014 TRANSIT PROJECT LISTING			
(Sherman-Denison MPO) TRANSPORTATION IMPROVEMENT PROGRAM			
Paris			YOE = Year of Expenditure
General Project Information		Funding Information (YOE)	
Project Sponsor	Texoma Area Paratransit System	Federal Funding Category	5307
MPO Project/Reference Number	11SDBUS14	Federal Share	\$76,828
Apportionment Year	2014	State Funds from TxDOT	\$4,499
Project Phase	n/a	Local Funds	\$4,036
Brief Project Description	Capital - ADA	Fiscal Year Cost	\$85,363
		Total Project Cost	\$85,363
		Trans. Dev. Credits Requested	\$0
		Trans. Dev. Credits Awarded	\$0
Sec 5309 ID # if applicable		(Date & Amount)	\$0
Amendment Date & Action			
General Project Information		Funding Information (YOE)	
Project Sponsor	Texoma Council of Governments	Federal Funding Category	5307
MPO Project/Reference Number	11SDBUS14	Federal Share	\$68,000
Apportionment Year	2014	State Funds from TxDOT	\$11,000
Project Phase	n/a	Local Funds	\$6,000
Brief Project Description	Planning (80/20)	Fiscal Year Cost	\$85,000
		Total Project Cost	\$85,000
		Trans. Dev. Credits Requested	\$0
		Trans. Dev. Credits Awarded	\$0
Sec 5309 ID # if applicable		(Date & Amount)	\$0
Amendment Date & Action			
General Project Information		Funding Information (YOE)	
Project Sponsor	Texoma Area Paratransit System	Federal Funding Category	5307
MPO Project/Reference Number	11SDBUS14	Federal Share	\$453,822
Apportionment Year	2014	State Funds from TxDOT	\$205,811
Project Phase	n/a	Local Funds	\$360,978
Brief Project Description	Operating (50/50)	Fiscal Year Cost	\$1,020,611
		Total Project Cost	\$1,020,611
		Trans. Dev. Credits Requested	\$0
		Trans. Dev. Credits Awarded	\$0
Sec 5309 ID # if applicable		(Date & Amount)	\$0
Amendment Date & Action			
General Project Information		Funding Information (YOE)	
Project Sponsor	Texoma Area Paratransit System	Federal Funding Category	5307
MPO Project/Reference Number	11SDBUS14	Federal Share	\$16,873
Apportionment Year	2014	State Funds from TxDOT	\$0
Project Phase	n/a	Local Funds	\$4,218
Brief Project Description	Preventive Maintenance (80/20)	Fiscal Year Cost	\$21,091
		Total Project Cost	\$21,091
		Trans. Dev. Credits Requested	\$0
		Trans. Dev. Credits Awarded	\$0
Sec 5309 ID # if applicable		(Date & Amount)	\$0
Amendment Date & Action			
General Project Information		Funding Information (YOE)	
Project Sponsor	Texoma Area Paratransit System	Federal Funding Category	5307
MPO Project/Reference Number	11SDBUS14	Federal Share	\$33,746
Apportionment Year	2014	State Funds from TxDOT	\$0
Project Phase	n/a	Local Funds	\$8,436
Brief Project Description	Capital - Scheduling/Dispatching Upgrades	Fiscal Year Cost	\$42,182
		Total Project Cost	\$42,182
		Trans. Dev. Credits Requested	\$0
		Trans. Dev. Credits Awarded	\$0
Sec 5309 ID # if applicable		(Date & Amount)	\$0
Amendment Date & Action			
General Project Information		Funding Information (YOE)	
Project Sponsor	Texoma Area Paratransit System	Federal Funding Category	5307
MPO Project/Reference Number	11SDBUS14	Federal Share	\$74,691
Apportionment Year	2014	State Funds from TxDOT	\$15,298
Project Phase	n/a	Local Funds	\$0
Brief Project Description	Capital - ADA Vehicle Replacement	Fiscal Year Cost	\$89,989
		Total Project Cost	\$89,989
		Trans. Dev. Credits Requested	\$0
		Trans. Dev. Credits Awarded	\$0
Sec 5309 ID # if applicable		(Date & Amount)	\$0
Amendment Date & Action			

Transit Financial Summary
Sherman-Denison MPO

FY 2011 - 2014 Transportation Improvement Program

Current as of April 20, 2010

All Figures in Year of Expenditure (YOE) Dollars

Transit Program	FY 2011			FY 2012			FY 2013		
	Federal	State/Local	Total	Federal	State/Local	Total	Federal	State/Local	Total
1 Sec. 5307 - Urbanized Formula >200K			0			0			0
2 Sec. 5307 - Urbanized Formula <200K	723,960	620,276	1,344,236	723,960	620,276	1,344,236	723,960	620,276	1,344,236
3 Sec. 5309 - Discretionary			0			0			0
4 Sec. 5310 - Elderly & Individuals w/Disabilities			0			0			0
5 Sec. 5311 - Nonurbanized Formula			0			0			0
6 Sec. 5316 - JARC >200K			0			0			0
7 Sec. 5316 - JARC <200K			0			0			0
8 Sec. 5316 - JARC Nonurbanized			0			0			0
9 Sec. 5317 - New Freedom >200K			0			0			0
10 Sec. 5317 - New Freedom <200K			0			0			0
11 Sec. 5317 - New Freedom Nonurbanized			0			0			0
12 Other FTA			0			0			0
13 Regionally Significant or Other (incl FHWA transfers)			0			0			0
Total Funds	\$723,960	\$620,276	\$1,344,236	\$723,960	\$620,276	\$1,344,236	\$723,960	\$620,276	\$1,344,236


Transportation Development Credits									
Requested			\$0			\$0			\$0
Awarded			\$0			\$0			\$0

All Figures in Year of Expenditure (YOE) Dollars

Transit Program	FY 2014			Total		
	Federal	State/Local	Total	Federal	State/Local	Total
1 Sec. 5307 - Urbanized Formula >200K			0	0	0	0
2 Sec. 5307 - Urbanized Formula <200K	723,960	620,276	1,344,236	2,895,840	2,481,104	5,376,944
3 Sec. 5309 - Discretionary			0	0	0	0
4 Sec. 5310 - Elderly & Individuals w/Disabilities			0	0	0	0
5 Sec. 5311 - Nonurbanized Formula			0	0	0	0
6 Sec. 5316 - JARC >200K			0	0	0	0
7 Sec. 5316 - JARC <200K			0	0	0	0
8 Sec. 5316 - JARC Nonurbanized			0	0	0	0
9 Sec. 5317 - New Freedom >200K			0	0	0	0
10 Sec. 5317 - New Freedom <200K			0	0	0	0
11 Sec. 5317 - New Freedom Nonurbanized			0	0	0	0
12 Other FTA			0	0	0	0
13 Regionally Significant or Other (incl FHWA transfers)			0	0	0	0
Total Funds	\$723,960	\$620,276	\$1,344,236	\$2,895,840	\$2,481,104	\$5,376,944

Transportation Development Credits						
Requested			\$0			\$0
Awarded			\$0			\$0

NO LOCALLY FUNDED, REGIONALLY SIGNIFICANT PROJECTS



APPENDIX – GROUPED STATEWIDE PROJECTS

Grouped Project CSJs

For projects not determined to be regionally significant in one line item, the Federal Highway Administration has allowed TxDOT to develop statewide groupings of projects that are identified by a statewide CSJ. Use of statewide groupings of projects allows for a more efficient method of programming and letting projects decreases the need to make revisions to the TIP. The following table shows the statewide groupings of projects and provides a description of the type of projects that are placed in each grouping.

PROPOSED CJS	GROUPED PROJECT CATEGORY	DEFINITION
5000-00-950	PE – Preliminary Engineering	Preliminary Engineering for any project that is not added capacity in a non-attainment area. Includes activities which do not involve or lead directly to construction such as planning and technical studies, grants for training and research programs.
5000-00-951	Right of Way Acquisition	Right of Way acquisition for any project that is not added capacity in a non-attainment area. Includes relocation assistance, hardship acquisition and protective buying.
5000-00-952 5000-00-957 5000-00-958	Preventive Maintenance and Rehabilitation	Projects to include pavement repair to preserve existing pavement so that it may achieve its designed loading. Includes seal coats, overlays, resurfacing, restoration and rehabilitation done with existing ROW. Also includes modernization of a highway by reconstruction, adding shoulders or adding auxiliary lanes (e.g., parking, weaving, turning, and climbing, non-added capacity).
5000-00-953	Bridge Replacement and Rehabilitation	Projects to replace and/or rehabilitate functionally obsolete or structurally deficient bridges.
5000-00-954	Railroad Grade Separations	Projects to construct or replace existing highway-railroad grade crossings and to rehabilitate and/or replace deficient railroad underpasses, resulting in no added capacity.
5800-00-950	Safety	Projects to include the construction or replacement/rehabilitation of guard rails, median barriers, crash cushions, pavement markings, skid treatments, medians, lighting improvements, curb ramps, railroad/highway crossing warning devices, fencing, intersection improvements (e.g., turn lanes), signalization projects and interchange modifications. Also includes projects funded via the Federal Hazard Elimination Program and the Federal Railroad Signal Safety Program.
5000-00-956	Landscaping	Project consisting of typical right-of-way landscape development, establishment and aesthetic improvements to include any associated erosion control and environmental mitigation activities.

Grouped Project CSJs

Definition of Grouped Projects for Use in the STIP

Revised May 18, 2005

PROPOSED CJS	GROUPED PROJECT CATEGORY	DEFINITION
5800-00-915	Intelligent Transportation System Deployment	Highway traffic operation improvement projects including the installation of ramp metering control devices, variable message signs, traffic monitoring equipment and projects in the Federal ITS/IVHS programs.
5000-00-916	Bicycle and Pedestrian	Construction or rehabilitation of bicycle and pedestrian lanes, paths and facilities.
5000-00-917	Safety Rest Areas and Truck Weigh Stations	Construction and improvement of rest areas and truck weigh stations.
5000-00-918	Transit Improvements	Projects include the construction and improvement of small passenger shelters and information kiosks. Also includes the construction and improvement of rail storage/maintenance facilities bus transfer facilities where minor amounts of additional land are required and there is not a substantial increase in the number of users.

Appendix:

MPO SELF-CERTIFICATION FOR ATTAINMENT AREAS

In accordance with 23 CFR 450.334, the TEXAS DEPARTMENT OF TRANSPORTATION, and the Sherman-Denison Metropolitan Planning Organization for the Sherman-Denison urbanized area(s) hereby certify that the transportation planning process is addressing the major issues in the metropolitan planning area and is being conducted in accordance with all applicable requirements of:

- (1) 23 U.S.C. Sections 134 and 135, 49 U.S.C. Section 5323(l), 23 CFR Part 450.220 and 49 CFR Part 613 (Federal Register, October 28, 1993);
- (2) Title VI of the Civil Rights Act of 1964 and the Title VI assurance executed by each State under 23 U.S.C. Section 324 and 29 U.S.C. Section 794;
- (3) Section 1101(b) of the Safe, Accountable, Flexible and Efficient Transportation Equity Act: A Legacy for Users (SAFETEA-LU) (Pub. L.109-159) regarding the involvement of Disadvantaged Business Enterprises in FHWA and FTA funded planning projects (Sec. 105(f), Pub. L. 97-424, 96 Stat. 2100; 49 CFR, Subtitle A, Part 26);
- (4) The provisions of the Americans with Disabilities Act of 1990 (Pub. L. 101- 336, 104 Stat. 327, as amended) and U. S. DOT implementing regulations "Transportation for Individuals with Disabilities" (49 CFR Parts 27, 37, and 38);
- (5) The provision of 49 CFR Part 20 regarding restrictions on influencing certain activities;

TEXAS DEPARTMENT
OF TRANSPORTATION
PARIS DISTRICT




District Engineer

6-2-10

Date

SHERMAN-DENISON
METROPOLITAN PLANNING
ORGANIZATION
POLICY BOARD CHAIRPERSON



Chairperson, MPO Policy Board

6-2-10

Date

Sherman-Denison MPO to hold public meeting

All members of the public are invited to discuss local transportation plans for fiscal years 2011-2014 at 5 p.m. April 14 at the Texoma Council of Governments building in Sherman.

The Sherman-Denison Metropolitan Planning Organization will conduct the Public Involvement Meeting to discuss the draft 2011-2014 Transportation Improvement Plan. The TIP includes short-range plans to address future transportation needs and includes public transit system projects. That would be items like buses and other systems that help people get around without cars or to connect with those systems.

The items in the plan come from studies of needs in the Sherman-Denison area. Representatives from the MPO will be on hand to answer questions, listen to concerns and receive comment from

the public.

"All interested citizens are encouraged to give their input on the transportation issues from the Sherman, Denison, Howe, Gunter and Pottsboro areas," a press release from the Sherman-Denison MPO states. "Your input is needed to build the best transportation systems possible for our area, including the needs of citizens with disabilities."

Oral or written comments will be accepted and may be presented either at the meeting or within 10 days after the meeting. Written

statements or exhibits may be submitted to the Texas Department of Transportation, Grayson County Area, 3904 U.S. Highway 75 S, Sherman, TX, 75090 or to Texoma COG, 1117 Gallagher Road, Suite 300, Sherman, TX, 75090, attention Robert Wood, transportation director. Comments must arrive not later than 10 calendar days after the public meeting.

The meeting will be held in the Eisenhower Room on the first floor of the Texoma Council of Governments building, 1117 Gallagher Road, Sherman.

THIRD MONDAY
TM TD
TRADE DAYS

Collin County's Historic Trade Day Market
Homeyard décor, antiques, collectibles, unique gifts,
apparel and accessories, etc.

Open 8:00 am - 5 pm Friday, Saturday and Sunday
preceeding the third Monday of each month

Trade Days Celebration
Fri., Sat. & Sun. ~ April 16, 17 & 18

Paved Parking	ATM Available
Clean Restrooms	Stroller Rental
Mobility cart rental	22 Food Concessions

Located on Hwy. 380, 2 miles West of US 75
McKinney, Texas • www.tmtd.com
972-562-5466

Clip this Coupon for
FREE Parking
Friday, Apr. 16

Appendix: Public Involvement

Draft FY 2011 - 2014
 Transportation Improvement Program (TIP)
 Sherman-Denison Metropolitan Planning Organization
 PUBLIC INVOLVEMENT MEETING

Date: **APRIL 14, 2010** Location: **TCOG - EISENTHOWER RM** Time: **5:00 PM**

	NAME	ADDRESS	e-mail	AFFILIATION
1	Joe Shepherd	None		City of None
2	Jeff Stealey	None	major.city@none.net	City of None
3	Ruth Ann Collins	Van Melyne	ruhaacollins@none.net	
4	Kathy Williams	Tom Bean	kswilliams@denison.com	A Herald Democrat
5	NOEL PARAMANATHIAM	5904 HWY 75 S.	noelparamanathiam@none.net	TXDOT
6	DAVID SELMAK	"	dselman@dot.state.tx.us	TXDOT
7	Bill Arrington	P.O. Box 247 Alpine	city@none.net	City of None
8				
9				
10				
11				
12				
13				
14				
15				
16				
17				
18				
19				

Appendix:
 Public Involvement Notice: April 7, 9, 11 & 14, 2010

NOTICE OF PUBLIC INVOLVEMENT MEETING

Sherman, TX — The Sherman - Denison Metropolitan Planning Organization (MPO) will conduct a Public Involvement Meeting on Wednesday, April 14, 2010 at 5:00 p.m. The meeting will be held at the Texoma Council of Governments Eisenhower Meeting Room to discuss the draft fiscal year 2011 - 2014 Transportation Improvement Program (TIP). The TIP includes short-term projects to meet the future transportation needs of the Sherman - Denison study area and includes public transit system projects.

Representatives from the MPO and the Texas Department of Transportation (TxDOT) will be available to listen to concerns, receive comments, and answer questions from the public.

Information concerning the Sherman-Denison Metropolitan Area TIP is on file and available for inspection at TCOG, or at the Texas Department of Transportation, U.S. 3904 HWY 75 South, Sherman, Texas during normal business hours. It is also available on our web site www.sdmoo.org under the "Publications" link.

All interested citizens are encouraged to give their input on the transportation issues for the Sherman, Denison, Howe, Gunter, Van Alstyne and Pottsboro area. Your input is needed to build the best transportation system possible for our area, including the needs of citizens with disabilities. Verbal and written comments will be accepted from the public regarding the proposed plan. Comments may be presented either at the meeting or within 10 calendar days after the meeting. Written statements or exhibits may be submitted to the Texas Department of Transportation, Grayson County Area, 3904 U.S. Highway 75 South, Sherman, TX 75090, and/or Texoma COG, 1117 Gallagher Dr., Suite 300, Sherman, TX 75090. Attn: Robert Wood, Transportation Director.

AND MUST ARRIVE NO LATER THAN 10 CALENDAR DAYS AFTER THE PUBLIC MEETING.

City of Denison

Appendix:
 Transportation Policy Board Approval: June 2, 2010

1
2
3
4
5
6
7
8
9
10
11
12
13
14
15
16
17
18
19
20
21
22
23
24
25
26
27
28
29
30
31
32
33
34
35
36
37
38
39
40
41
42
43
44
45

TRANSPORTATION POLICY BOARD
SHERMAN-DENISON MPO
Texoma Council of Governments
Eisenhower Room
June 2, 2010 9:00 a.m.

Members Present: Mayor Bill Magers (City of Sherman), Bobby Littlefield (TxDOT), Gene Short (Grayson County),

Members Absent: Mayor Frank Budra (City of Pottsboro), Robert Brady (City of Denison)

Non-Voting
Members Present:

Staff Present: Robert Wood, Wally Johnson

Guests Present: Jeff Miller (City of Sherman), Noel Paramanthanam (TxDOT), Kathy Williams (Herald Democrat), Tom Speakman (City of Denison), Jerry White (Grayson County), Dr. Susan Thomas (Texoma Council of Governments)

I. Call to Order -

Chairman Bill Magers called the meeting to order at 9:05 a.m.

II. Acknowledgment of Quorum by Chairman -

Chairman Magers declared a quorum of the TPB present.

III. Approval of Minutes -

Commissioner Short made a motion to approve the minutes. Bobby Littlefield seconded. Motion passed unanimously.

IV. Discussion/Action Item: Draft FY 2011 – 2014 Transportation Improvement Program (TIP) -

Mr. Johnson began his discussion by reminding the board that the process for the draft FY 2011 – 2014 TIP began in February 2010. At that meeting the board approved the draft for presentation to the public for input and comment. A public involvement meeting was held on April 14, 2010. An open comment period expired on April 24, 2010. Mr. Johnson called attention to the STIP timeline specifically commenting on the August and September dates. In August the Texas Transportation Commission should approve the 2011 – 2014 STIP. In September, FHWA should approve the document for implementation. He gave the board a brief recap of the projects including mobility (Category 3) as well as grouped projects. Chairman

1 Magers commented that "...I think these projects are pretty much a regional agreement. We
2 worked pretty hard on hashing out and reprioritizing things...the biggest bang for the buck."
3 After some comments from the board, Commissioner Short made a motion to approve the draft
4 FY 2011 – 2014 TIP and send to TxDOT (Austin). Bobby Littlefield seconded the motion.
5 Motion passed unanimously.

6

7 **V. Report from Staff –**

8

9 a) I – 35 Segment Committee. Mr. Wood explained to the board that he has
10 been attending the I – 35 corridor meetings since February. This is a
11 committee that was put together by the governor to look at the corridor from
12 the south all the way to the Oklahoma border. This was done after the Trans
13 Texas Corridor (TTC) was dropped. He stated that he noticed when he first
14 started attending these meetings that they included Grayson County in their
15 planning area. However, there was no emphasis on Grayson County. He
16 conveyed to the study group that if they are looking at a regional solution to
17 traffic they should include US 75 as part of the study. His reasoning was that
18 with the planned addition of a new outer loop in Collin County, there will be
19 increased traffic volume on US 75. Additionally, traffic counts at the Red
20 River on US 75 and I 35 is 33,000 for both. However, Sherman has almost
21 twice the traffic of Gainesville. McKinney has about five times the traffic as
22 Denton.

23 b) Unified Planning Work Program (UPWP) 2010 - 2011 re-certifications. Mr.
24 Johnson reminded the board that the MPO was operating under a two year
25 work program. The work program includes: administration, data
26 development and maintenance, short range planning, long range planning and
27 special studies. The only requirement is that the document be re-certified
28 annually. These certifications include:

- 29 i. Debarment
- 30 ii. Certification for Contracts, Grants, Loans and Cooperative
31 Agreements
- 32 iii. Certification of Compliance
- 33 iv. MPO Self-Certification for Attainment Areas

34

35 **VI. Public Comments –**

36

37 There were no public comments

38

39 Chairman Magers adjourned the meeting at 9:32 a.m.

Sherman - Denison Metropolitan Planning Organization

FY 2011 - 2014 Transportation Improvement Program

FY 2011 Administrative Change No. 1-100610

DISTRICT	COUNTY	CSJ	HWY	LET DATE	PHASE	CITY	PROJECT SPONSOR	YOECOST
PARIS	GRAYSON	0045-03-045	SH 56	Aug-11	C	Sherman		\$323,270
LIMITS FROM:		US 75 East Frontage Road				REV DATE (P7):		Nov-10
LIMITS TO:		Crockett Street				MPO PROJECT ID:		SDHWY137
TIP DESCRIPTION:		Sidewalk reconstruction with landscape planting				FUNDING CATEGORY:		9
REMARKS:						MIP REFERENCE:		
						PROJECT HISTORY (P7):		
						Sidewalk reconstruction with landscape planting		

Total Project Cost Information (P10) :		Authorized Funding by Category/Share (P2,P8):							
		Cost of Approved Phases:	Category	Federal	State	Regional	Local	Local Contribution	Total Funding by Category
Preliminary Engineering:	\$14,093								
ROW Purchase:	\$0	\$323,270	9 - TE	\$258,616	\$0	\$0	\$64,654	\$0	\$323,270
Construction Engineering:	\$21,571			\$0	\$0	\$0	\$0	\$0	\$0
Construction Cost:	\$287,607			\$0	\$0	\$0	\$0	\$0	\$0
Contingencies:	\$20,132			\$0	\$0	\$0	\$0	\$0	\$0
Indirect Costs:	\$17,918			\$0	\$0	\$0	\$0	\$0	\$0
Bond Financing:	\$0			\$0	\$0	\$0	\$0	\$0	\$0
Other Field:	\$0			\$0	\$0	\$0	\$0	\$0	\$0
Total Project Cost (YOE):	\$361,321		Total Funding by Share	\$258,616	\$0	\$0	\$64,654	\$0	\$323,270

DISTRICT	COUNTY	CSJ	HWY	LET DATE	PHASE	CITY	PROJECT SPONSOR	YOECOST
PARIS	GRAYSON	0045-04-060	SH 56	Aug-11	C	Sherman		\$174,068
LIMITS FROM:		Travis Street				REV DATE (P7):		Nov-10
LIMITS TO:		Montgomery				MPO PROJECT ID:		SDHWY137
TIP DESCRIPTION:		Sidewalk reconstruction with landscape planting				FUNDING CATEGORY:		9
REMARKS:						MIP REFERENCE:		
						PROJECT HISTORY (P7):		
						Sidewalk reconstruction with landscape planting		

Total Project Cost Information (P10) :		Authorized Funding by Category/Share (P2,P8):							
		Cost of Approved Phases:	Category	Federal	State	Regional	Local	Local Contribution	Total Funding by Category
Preliminary Engineering:	\$7,588								
ROW Purchase:	\$0	\$174,068	9 - TE	\$139,254	\$0	\$0	\$34,814	\$0	\$174,068
Construction Engineering:	\$11,615			\$0	\$0	\$0	\$0	\$0	\$0
Construction Cost:	\$154,865			\$0	\$0	\$0	\$0	\$0	\$0
Contingencies:	\$10,841			\$0	\$0	\$0	\$0	\$0	\$0
Indirect Costs:	\$9,648			\$0	\$0	\$0	\$0	\$0	\$0
Bond Financing:	\$0			\$0	\$0	\$0	\$0	\$0	\$0
Other Field:	\$0			\$0	\$0	\$0	\$0	\$0	\$0
Total Project Cost (YOE):	\$194,557		Total Funding by Share	\$139,254	\$0	\$0	\$34,814	\$0	\$174,068

Sherman - Denison Metropolitan Planning Organization
FY 2011 - 2014 Transportation Improvement Program
Highway Financial Summary - Year of Expenditure Costs
2011 - 2014 STIP Administrative Change No. 1-100610

Funding by Category											
Category	Description	FY 2011		FY 2012		FY 2013		FY 2014		Total FY 2011 - 2014	
		Programmed	Authorized	Programmed	Authorized	Programmed	Authorized	Programmed	Authorized	Programmed	Authorized
1	Preventive Maintenance and Rehabilitation	\$755,040	\$755,040	\$0	\$0	\$0	\$0	\$0	\$0	\$755,040	\$755,040
2	Metropolitan Area (TMA) Corridor Projects	\$0	\$0	\$0	\$0	\$0	\$0	\$0	\$0	\$0	\$0
3	Urban Area (Non-TMA) Corridor Projects	\$0	\$0	\$1,147,504	\$1,147,504	\$2,244,750	\$2,244,750	\$0	\$0	\$3,392,254	\$3,392,254
4	Statewide Connectivity Corridor Projects	\$0	\$0	\$0	\$0	\$0	\$0	\$0	\$0	\$0	\$0
5	CMAQ	\$0	\$0	\$0	\$0	\$0	\$0	\$0	\$0	\$0	\$0
6	Structures	\$0	\$0	\$0	\$0	\$0	\$0	\$0	\$0	\$0	\$0
7	Metro Mobility & Rehab	\$0	\$0	\$0	\$0	\$0	\$0	\$0	\$0	\$0	\$0
8	Safety	\$0	\$0	\$0	\$0	\$0	\$0	\$0	\$0	\$0	\$0
9	Transportation Enhancements	\$497,338	\$497,338	\$0	\$0	\$0	\$0	\$0	\$0	\$497,338	\$497,338
10	Supplemental Transportation Projects	\$0	\$0	\$0	\$0	\$0	\$0	\$0	\$0	\$0	\$0
11	District Discretionary	\$900,000	\$900,000	\$0	\$0	\$0	\$0	\$0	\$0	\$900,000	\$900,000
12	Strategic Priority	\$0	\$0	\$0	\$0	\$0	\$0	\$0	\$0	\$0	\$0
Other	Prop 12	\$0	\$0	\$0	\$0	\$0	\$0	\$0	\$0	\$0	\$0
Other	Prop 14	\$0	\$0	\$0	\$0	\$0	\$0	\$0	\$0	\$0	\$0
Other		\$0	\$0	\$0	\$0	\$0	\$0	\$0	\$0	\$0	\$0
LC	Local Contributions	\$1,300,000	\$1,300,000	\$0	\$0	\$0	\$0	\$0	\$0	\$1,300,000	\$1,300,000
	Total	\$3,452,378	\$3,452,378	\$1,147,504	\$1,147,504	\$2,244,750	\$2,244,750	\$0	\$0	\$6,844,632	\$6,844,632

Funding Participation Source

Source	FY 2011	FY 2012	FY 2013	FY 2014	Total
Federal	\$1,721,870	\$918,003	\$1,795,800	\$0	\$4,037,803
State	\$331,040	\$229,501	\$448,950	\$0	\$1,009,491
Local Contributions	\$1,399,468	\$0	\$0	\$0	\$1,300,000
Prop 12	\$0	\$0	\$0	\$0	\$0
Prop 14	\$0	\$0	\$0	\$0	\$0
Other (Insert Entity Name)	\$0	\$0	\$0	\$0	\$0
Other (Insert Entity Name)	\$0	\$0	\$0	\$0	\$0
Total	\$3,452,378	\$1,147,504	\$2,244,750	\$0	\$6,347,294

Sherman - Denison Metropolitan Planning Organization

FY 2011 - 2014 Transportation Improvement Program

FY 2011 Administrative Change No. 2-011311

DISTRICT	COUNTY	CSJ	HWY	LET DATE	PHASE	CITY	PROJECT SPONSOR	YOECOST	
PARIS	GRAYSON	0047-18-911	US 75	Aug-11	C,E			\$1,124,000	
LIMITS FROM:		US 69		REV DATE:		Feb-11			
LIMITS TO:		SH 91		MPO PROJECT ID:		SDHWY021			
TIP DESCRIPTION:		Construct Bridge Column Protection using CTB				FUNDING CATEGORY:		8	
REMARKS:		PROJECT HISTORY (P7):							
Total Project Cost Information (P10) :		Authorized Funding by Category/Share (P2,P8):							
		Cost of Approved Phases:	Category	Federal	State	Regional	Local	Local Contribution	Total Funding by Category
Preliminary Engineering:	\$49,000								
ROW Purchase:	\$0	\$1,124,000	8 -- Safety	\$1,011,600	\$112,400	\$0	\$0	\$0	\$1,124,000
Construction Engineering:	\$75,000			\$0	\$0	\$0	\$0	\$0	\$0
Construction Cost:	\$1,000,000			\$0	\$0	\$0	\$0	\$0	\$0
Contingencies:	\$70,000			\$0	\$0	\$0	\$0	\$0	\$0
Indirect Costs:	\$62,300			\$0	\$0	\$0	\$0	\$0	\$0
Bond Financing:	\$0			\$0	\$0	\$0	\$0	\$0	\$0
Other Field:	\$0			\$0	\$0	\$0	\$0	\$0	\$0
Total Project Cost (YOE):	\$1,256,300		Total Funding by Share	\$1,011,600	\$112,400	\$0	\$0	\$0	\$1,124,000

Sherman - Denison Metropolitan Planning Organization
FY 2011 - 2014 Transportation Improvement Program
Highway Financial Summary - Year of Expenditure Costs
2011 - 2014 STIP Administrative Change No. 2-011311

Funding by Category											
Category	Description	FY 2011		FY 2012		FY 2013		FY 2014		Total FY 2011 - 2014	
		Programmed	Authorized	Programmed	Authorized	Programmed	Authorized	Programmed	Authorized	Programmed	Authorized
1	Preventive Maintenance and Rehabilitation	\$755,040	\$755,040	\$0	\$0	\$0	\$0	\$0	\$0	\$755,040	\$755,040
2	Metropolitan Area (TMA) Corridor Projects	\$0	\$0	\$0	\$0	\$0	\$0	\$0	\$0	\$0	\$0
3	Urban Area (Non-TMA) Corridor Projects	\$0	\$0	\$1,147,504	\$1,147,504	\$2,244,750	\$2,244,750	\$0	\$0	\$3,392,254	\$3,392,254
4	Statewide Connectivity Corridor Projects	\$0	\$0	\$0	\$0	\$0	\$0	\$0	\$0	\$0	\$0
5	CMAQ	\$0	\$0	\$0	\$0	\$0	\$0	\$0	\$0	\$0	\$0
6	Structures	\$0	\$0	\$0	\$0	\$0	\$0	\$0	\$0	\$0	\$0
7	Metro Mobility & Rehab	\$0	\$0	\$0	\$0	\$0	\$0	\$0	\$0	\$0	\$0
8	Safety	\$1,124,000	\$1,124,000	\$0	\$0	\$0	\$0	\$0	\$0	\$1,124,000	\$1,124,000
9	Transportation Enhancements	\$497,338	\$497,338	\$0	\$0	\$0	\$0	\$0	\$0	\$497,338	\$497,338
10	Supplemental Transportation Projects	\$0	\$0	\$0	\$0	\$0	\$0	\$0	\$0	\$0	\$0
11	District Discretionary	\$900,000	\$900,000	\$0	\$0	\$0	\$0	\$0	\$0	\$900,000	\$900,000
12	Strategic Priority	\$0	\$0	\$0	\$0	\$0	\$0	\$0	\$0	\$0	\$0
Other	Prop 12	\$0	\$0	\$0	\$0	\$0	\$0	\$0	\$0	\$0	\$0
Other	Prop 14	\$0	\$0	\$0	\$0	\$0	\$0	\$0	\$0	\$0	\$0
Other		\$0	\$0	\$0	\$0	\$0	\$0	\$0	\$0	\$0	\$0
LC	Local Contributions	\$1,300,000	\$1,300,000	\$0	\$0	\$0	\$0	\$0	\$0	\$1,300,000	\$1,300,000
	Total	\$4,576,378	\$4,576,378	\$1,147,504	\$1,147,504	\$2,244,750	\$2,244,750	\$0	\$0	\$7,968,632	\$7,968,632

Funding Participation Source

Source	FY 2011	FY 2012	FY 2013	FY 2014	Total
Federal	\$2,733,470	\$918,003	\$1,795,800	\$0	\$4,037,803
State	\$443,440	\$229,501	\$448,950	\$0	\$1,009,491
Local Contributions	\$1,399,468	\$0	\$0	\$0	\$1,300,000
Prop 12	\$0	\$0	\$0	\$0	\$0
Prop 14	\$0	\$0	\$0	\$0	\$0
Other (Insert Entity Name)	\$0	\$0	\$0	\$0	\$0
Other (Insert Entity Name)	\$0	\$0	\$0	\$0	\$0
Total	\$4,576,378	\$1,147,504	\$2,244,750	\$0	\$6,347,294

Sherman - Denison Metropolitan Planning Organization

FY 2011 - 2014 Transportation Improvement Program

FY 2012 Administrative Change No. 3 - 031111

DISTRICT	COUNTY	CSJ	HWY	LET DATE	PHASE	CITY	PROJECT SPONSOR	YOECOST
PARIS	GRAYSON	0901-19-172	PW	Feb-12	C,E			\$1,130,000
LIMITS FROM:		Within Eisenhower State Park				REV DATE:	May-11	
LIMITS TO:						MPO PROJECT ID:	SDHWY065	
TIP DESCRIPTION:		Repair pavement and overlay; construct secondary entrance				FUNDING CATEGORY:	10	
REMARKS:						MIP REFERENCE:		
					PROJECT HISTORY (P7):			

Total Project Cost Information (P10) :		Authorized Funding by Category/Share (P2,P8):							
	Cost of Approved Phases:	Category	Federal	State	Regional	Local	Local Contribution	Total Funding by Category	
Preliminary Engineering:	\$57,585								
ROW Purchase:	\$0	\$1,130,000	10 -- Supp.	\$0	\$1,130,000	\$0	\$0	\$0 \$1,130,000	
Construction Engineering:	\$88,140			\$0	\$0	\$0	\$0	\$0 \$0	
Construction Cost:	\$1,175,200			\$0	\$0	\$0	\$0	\$0 \$0	
Contingencies:	\$82,264			\$0	\$0	\$0	\$0	\$0 \$0	
Indirect Costs:	\$73,215			\$0	\$0	\$0	\$0	\$0 \$0	
Bond Financing:	\$0			\$0	\$0	\$0	\$0	\$0 \$0	
Other Field:	\$0			\$0	\$0	\$0	\$0	\$0 \$0	
Total Project Cost (YOE):	\$1,476,404		Total Funding by Share	\$0	\$1,130,000	\$0	\$0	\$0 \$1,130,000	

Sherman - Denison Metropolitan Planning Organization
FY 2011 - 2014 Transportation Improvement Program
Highway Financial Summary - Year of Expenditure Costs
2011 - 2014 STIP Administrative Change No. 3-031111

Funding by Category											
Category	Description	FY 2011		FY 2012		FY 2013		FY 2014		Total FY 2011 - 2014	
		Programmed	Authorized	Programmed	Authorized	Programmed	Authorized	Programmed	Authorized	Programmed	Authorized
1	Preventive Maintenance and Rehabilitation	\$755,040	\$755,040	\$0	\$0	\$0	\$0	\$0	\$0	\$755,040	\$755,040
2	Metropolitan Area (TMA) Corridor Projects	\$0	\$0	\$0	\$0	\$0	\$0	\$0	\$0	\$0	\$0
3	Urban Area (Non-TMA) Corridor Projects	\$0	\$0	\$1,147,504	\$1,147,504	\$2,244,750	\$2,244,750	\$0	\$0	\$3,392,254	\$3,392,254
4	Statewide Connectivity Corridor Projects	\$0	\$0	\$0	\$0	\$0	\$0	\$0	\$0	\$0	\$0
5	CMAQ	\$0	\$0	\$0	\$0	\$0	\$0	\$0	\$0	\$0	\$0
6	Structures	\$0	\$0	\$0	\$0	\$0	\$0	\$0	\$0	\$0	\$0
7	Metro Mobility & Rehab	\$0	\$0	\$0	\$0	\$0	\$0	\$0	\$0	\$0	\$0
8	Safety	\$1,124,000	\$1,124,000	\$0	\$0	\$0	\$0	\$0	\$0	\$1,124,000	\$1,124,000
9	Transportation Enhancements	\$497,338	\$497,338	\$0	\$0	\$0	\$0	\$0	\$0	\$497,338	\$497,338
10	Supplemental Transportation Projects	\$0	\$0	\$1,130,000	\$1,130,000	\$0	\$0	\$0	\$0	\$1,130,000	\$1,130,000
11	District Discretionary	\$900,000	\$900,000	\$0	\$0	\$0	\$0	\$0	\$0	\$900,000	\$900,000
12	Strategic Priority	\$0	\$0	\$0	\$0	\$0	\$0	\$0	\$0	\$0	\$0
Other	Prop 12	\$0	\$0	\$0	\$0	\$0	\$0	\$0	\$0	\$0	\$0
Other	Prop 14	\$0	\$0	\$0	\$0	\$0	\$0	\$0	\$0	\$0	\$0
Other		\$0	\$0	\$0	\$0	\$0	\$0	\$0	\$0	\$0	\$0
LC	Local Contributions	\$1,300,000	\$1,300,000	\$0	\$0	\$0	\$0	\$0	\$0	\$1,300,000	\$1,300,000
	Total	\$4,576,378	\$4,576,378	\$2,277,504	\$2,277,504	\$2,244,750	\$2,244,750	\$0	\$0	\$9,098,632	\$9,098,632

Funding Participation Source

Source	FY 2011	FY 2012	FY 2013	FY 2014	Total
Federal	\$2,733,470	\$918,003	\$1,795,800	\$0	\$5,447,273
State	\$443,440	\$1,359,501	\$448,950	\$0	\$2,251,891
Local Contributions	\$1,399,468	\$0	\$0	\$0	\$1,399,468
Prop 12	\$0	\$0	\$0	\$0	\$0
Prop 14	\$0	\$0	\$0	\$0	\$0
Other (Insert Entity Name)	\$0	\$0	\$0	\$0	\$0
Other (Insert Entity Name)	\$0	\$0	\$0	\$0	\$0
Total	\$4,576,378	\$2,277,504	\$2,244,750	\$0	\$9,098,632

Sherman - Denison Metropolitan Planning Organization

FY 2011 - 2014 Transportation Improvement Program

FY 2012 Administrative Change No. 4 - 032211

DISTRICT	COUNTY	CSJ	HWY	LET DATE	PHASE	CITY	PROJECT SPONSOR	YOECOST		
PARIS	GRAYSON	0728-01-044	FM 120	Nov-11	C,E			\$3,600,000		
LIMITS FROM:		Lorraine Street in Pottsboro				REV DATE:		May-11		
LIMITS TO:		Ansley Lane in Denison				MPO PROJECT ID:		SDHWY065		
TIP DESCRIPTION:		Overlay				FUNDING CATEGORY:		1		
REMARKS:						MIP REFERENCE:				
				PROJECT HISTORY (P7):						
Total Project Cost Information (P10) :				Authorized Funding by Category/Share (P2,P8):						
			Cost of Approved Phases:	Category	Federal	State	Regional	Local	Local Contribution	Total Funding by Category
Preliminary Engineering:	\$176,734									
ROW Purchase:	\$0	\$3,600,000		1 - PM	\$2,880,000	\$720,000	\$0	\$0	\$0	\$3,600,000
Construction Engineering:	\$180,341				\$0	\$0	\$0	\$0	\$0	\$0
Construction Cost:	\$3,606,822				\$0	\$0	\$0	\$0	\$0	\$0
Contingencies:	\$234,443				\$0	\$0	\$0	\$0	\$0	\$0
Indirect Costs:	\$224,705				\$0	\$0	\$0	\$0	\$0	\$0
Bond Financing:	\$0				\$0	\$0	\$0	\$0	\$0	\$0
Other Field:	\$0				\$0	\$0	\$0	\$0	\$0	\$0
Total Project Cost (YOE):	\$4,423,046	\$3,600,000		Total Funding by Share	\$2,880,000	\$720,000	\$0	\$0	\$0	\$3,600,000

Sherman - Denison Metropolitan Planning Organization
FY 2011 - 2014 Transportation Improvement Program
Highway Financial Summary - Year of Expenditure Costs
2011 - 2014 STIP Administrative Change No. 4-032211

Funding by Category		FY 2011		FY 2012		FY 2013		FY 2014		Total FY 2011 - 2014	
Category	Description	Programmed	Authorized	Programmed	Authorized	Programmed	Authorized	Programmed	Authorized	Programmed	Authorized
1	Preventive Maintenance and Rehabilitation	\$755,040	\$755,040	\$3,600,000	\$3,600,000	\$0	\$0	\$0	\$0	\$4,355,040	\$4,355,040
2	Metropolitan Area (TMA) Corridor Projects	\$0	\$0	\$0	\$0	\$0	\$0	\$0	\$0	\$0	\$0
3	Urban Area (Non-TMA) Corridor Projects	\$0	\$0	\$1,147,504	\$1,147,504	\$2,244,750	\$2,244,750	\$0	\$0	\$3,392,254	\$3,392,254
4	Statewide Connectivity Corridor Projects	\$0	\$0	\$0	\$0	\$0	\$0	\$0	\$0	\$0	\$0
5	CMAQ	\$0	\$0	\$0	\$0	\$0	\$0	\$0	\$0	\$0	\$0
6	Structures	\$0	\$0	\$0	\$0	\$0	\$0	\$0	\$0	\$0	\$0
7	Metro Mobility & Rehab	\$0	\$0	\$0	\$0	\$0	\$0	\$0	\$0	\$0	\$0
8	Safety	\$1,124,000	\$1,124,000	\$0	\$0	\$0	\$0	\$0	\$0	\$1,124,000	\$1,124,000
9	Transportation Enhancements	\$497,338	\$497,338	\$0	\$0	\$0	\$0	\$0	\$0	\$497,338	\$497,338
10	Supplemental Transportation Projects	\$0	\$0	\$1,130,000	\$1,130,000	\$0	\$0	\$0	\$0	\$1,130,000	\$1,130,000
11	District Discretionary	\$900,000	\$900,000	\$0	\$0	\$0	\$0	\$0	\$0	\$900,000	\$900,000
12	Strategic Priority	\$0	\$0	\$0	\$0	\$0	\$0	\$0	\$0	\$0	\$0
Other	Prop 12	\$0	\$0	\$0	\$0	\$0	\$0	\$0	\$0	\$0	\$0
Other	Prop 14	\$0	\$0	\$0	\$0	\$0	\$0	\$0	\$0	\$0	\$0
Other		\$0	\$0	\$0	\$0	\$0	\$0	\$0	\$0	\$0	\$0
LC	Local Contributions	\$1,300,000	\$1,300,000	\$0	\$0	\$0	\$0	\$0	\$0	\$1,300,000	\$1,300,000
	Total	\$4,576,378	\$4,576,378	\$5,877,504	\$5,877,504	\$2,244,750	\$2,244,750	\$0	\$0	\$12,698,632	\$12,698,632

Funding Participation Source

Source	FY 2011	FY 2012	FY 2013	FY 2014	Total
Federal	\$2,733,470	\$3,798,003	\$1,795,800	\$0	\$8,327,273
State	\$443,440	\$2,079,501	\$448,950	\$0	\$2,971,891
Local Contributions	\$1,399,468	\$0	\$0	\$0	\$1,399,468
Prop 12	\$0	\$0	\$0	\$0	\$0
Prop 14	\$0	\$0	\$0	\$0	\$0
Other (Insert Entity Name)	\$0	\$0	\$0	\$0	\$0
Other (Insert Entity Name)	\$0	\$0	\$0	\$0	\$0
Total	\$4,576,378	\$5,877,504	\$2,244,750	\$0	\$12,698,632

Sherman - Denison Metropolitan Planning Organization

FY 2011 - 2014 Transportation Improvement Program

FY 2013 Amendment No. 1-100511

DISTRICT	COUNTY	CSJ	HWY	LET DATE	PHASE	CITY	PROJECT SPONSOR	YOECOST		
PARIS	GRAYSON	0047-18-068	US75	Aug-13	C,E			\$5,245,419		
LIMITS FROM:		At Loy Lake Road				REV DATE:		Nov-11		
LIMITS TO:						MPO PROJECT ID:		SDHWY114		
TIP DESCRIPTION:		Widen Existing Bridge Overpass				FUNDING CATEGORY:		2U,3		
						MIP REFERENCE:				
REMARKS: Approved as Cat 2 Urban Corridor Proj in 2012 UTP					PROJECT HISTORY (P7):					
					Widen existing bridge overpass					
Total Project Cost Information (P10) :					Authorized Funding by Category/Share (P2,P8):					
			Cost of Approved Phases:	Category	Federal	State	Regional	Local	Local Contribution	Total Funding by Category
Preliminary Engineering:	\$233,957									
ROW Purchase:	\$0	\$5,245,419		2U	\$2,315,536	\$578,884	\$0	\$0	\$0	\$2,894,420
Construction Engineering:	\$236,822			3	\$0	\$2,351,000	\$0	\$0	\$0	\$2,351,000
Construction Cost:	\$4,774,640				\$0	\$0	\$0	\$0	\$0	\$0
Contingencies:	\$95,015				\$0	\$0	\$0	\$0	\$0	\$0
Indirect Costs:	\$389,611				\$0	\$0	\$0	\$0	\$0	\$0
Bond Financing:	\$0				\$0	\$0	\$0	\$0	\$0	\$0
Other Field: (PCO)	\$178,572				\$0	\$0	\$0	\$0	\$0	\$0
Total Project Cost (YOEC):	\$5,908,617			Total Funding by Share	\$2,315,536	\$2,929,884	\$0	\$0	\$0	\$5,245,420

Sherman-Denison Metropolitan Planning Organization
FY 2011 - 2014 Transportation Improvement Program
Highway Financial Summary - Year of Expenditure Costs
November 2011 STIP Amendment No. 1-100511

Funding by Category											
Category	Description	FY 2011		FY 2012		FY 2013		FY 2014		Total FY 2011 - 2014	
		Programmed	Authorized	Programmed	Authorized	Programmed	Authorized	Programmed	Authorized	Programmed	Authorized
1	Preventive Maintenance and Rehabilitation	\$900,000	\$900,000	\$0	\$0	\$0	\$0	\$0	\$0	\$900,000	\$900,000
2M	Metropolitan Area (TMA) Corridor Projects	\$0	\$0	\$0	\$0	\$0	\$0	\$0	\$0	\$0	\$0
2U	Urban Area (Non- TMA) Corridor Projects	\$0	\$0	\$1,147,504	\$1,147,504	\$2,894,420	\$2,894,420	\$0	\$0	\$4,041,924	\$4,041,924
3	Non-Traditionally Funded Transportation Project	\$1,300,000	\$1,300,000	\$0	\$0	\$2,351,000	\$2,351,000	\$0	\$0	\$3,651,000	\$3,651,000
4	Statewide Connectivity Corridor Projects	\$0	\$0	\$0	\$0	\$0	\$0	\$0	\$0	\$0	\$0
5	CMAQ	\$0	\$0	\$0	\$0	\$0	\$0	\$0	\$0	\$0	\$0
6	Structures	\$0	\$0	\$0	\$0	\$0	\$0	\$0	\$0	\$0	\$0
7	Metro Mobility & Rehab	\$0	\$0	\$0	\$0	\$0	\$0	\$0	\$0	\$0	\$0
8	Safety	\$0	\$0	\$0	\$0	\$0	\$0	\$0	\$0	\$0	\$0
9	Transportation Enhancements	\$497,338	\$497,338	\$0	\$0	\$0	\$0	\$0	\$0	\$497,338	\$497,338
10	Supplemental Transportation Projects	\$0	\$0	\$0	\$0	\$0	\$0	\$0	\$0	\$0	\$0
11	District Discretionary	\$755,040	\$755,040	\$0	\$0	\$0	\$0	\$0	\$0	\$755,040	\$755,040
12	Strategic Priority	\$0	\$0	\$0	\$0	\$0	\$0	\$0	\$0	\$0	\$0
Total		\$3,452,378	\$3,452,378	\$1,147,504	\$1,147,504	\$5,245,420	\$5,245,420	\$0	\$0	\$9,845,302	\$9,845,302

Funding Participation Source

Source	FY 2011	FY 2012	FY 2013	FY 2014	Total
Federal	\$1,721,870	\$918,003	\$2,315,536	\$0	\$4,955,409
State	\$331,040	\$229,501	\$578,884	\$0	\$1,139,425
Local Match	\$99,468	\$0	\$0	\$0	\$99,468
CAT 3 - Local Contributions	\$1,300,000	\$0	\$0	\$0	\$1,300,000
CAT 3 - Prop 12	\$0	\$0	\$2,351,000	\$0	\$2,351,000
CAT 3 - Prop 14	\$0	\$0	\$0	\$0	\$0
Cat 3- Prop 14 SB	\$0	\$0	\$0	\$0	\$0
CAT 3 - TMF	\$0	\$0	\$0	\$0	\$0
CAT 3 - PTF	\$0	\$0	\$0	\$0	\$0
CAT 3 - RTR	\$0	\$0	\$0	\$0	\$0
CAT 3 - RTR Match	\$0	\$0	\$0	\$0	\$0
CAT 3 -	\$0	\$0	\$0	\$0	\$0
CAT 3-	\$0	\$0	\$0	\$0	\$0
Other - Section 5306	\$0	\$0	\$0	\$0	\$0
Total	\$3,452,378	\$1,147,504	\$5,245,420	\$0	\$9,845,302

Sherman - Denison Metropolitan Planning Organization

FY 2011 - 2014 Transportation Improvement Program

FY 2012 Administrative Chang No. 4 - 012512

DISTRICT	COUNTY	CSJ	HWY	LETDATE	PHASE	CITY	PROJECT SPONSOR	YOECOST		
PARIS	GRAYSON	0901-19-174 CS		Jun-12	C,E			\$321,420		
LIMITS FROM:		Canyon Grove R.				REV DATE (P7):		Jul-10		
LIMITS TO:		US 82 wb fr				MPO PROJECT ID:		SDHWY115		
TIP DESCRIPTION:		New location non-freeway				FUNDING CATEGORY:		3		
REMARKS:						MIP REFERENCE:				
				PROJECT HISTORY (P7):						
				New location non-freeway						
Total Project Cost Information (P10)				Authorized Funding by Category/Share (P2,P8):						
			Cost of Approved Phases:	Category	Federal	State	Regional	Local	Local Contribution	Total Funding by Category
Preliminary Engineerin	\$14,331									
ROW Purchase:	\$0	\$321,420		3 - Mobility	\$257,136	\$64,284	\$0	\$0	\$0	\$321,420
Construction Engineerin	\$21,935				\$0	\$0	\$0	\$0	\$0	\$0
Construction Cost:	\$292,465				\$0	\$0	\$0	\$0	\$0	\$0
Contingencies:	\$20,473				\$0	\$0	\$0	\$0	\$0	\$0
Indirect Costs:	\$18,630				\$0	\$0	\$0	\$0	\$0	\$0
Bond Financing:	\$0				\$0	\$0	\$0	\$0	\$0	\$0
Other Field:	\$0				\$0	\$0	\$0	\$0	\$0	\$0
Total Project Cost (YOE	\$367,834			Total Funding by Share	\$257,136	\$64,284	\$0	\$0	\$0	\$321,420

**SHERMAN-DENISON MPO
TRANSPORTATION IMPROVEMENT PROGRAM 2011-2014
HISTORY OF AMENDMENTS/REVISIONS**

Approval of adoption of the Draft 2011 – 2014 Transportation Improvement Program (TIP) for the Sherman-Denison MPO – February 3, 2010.

Approval of adoption of the Final 2011 – 2014 Transportation Improvement Program (TIP) for the Sherman-Denison MPO – June 2, 2010.

Page 41, 42. Administrative Change – Category 9 (Enhancement Project) – October 6, 2010.

Page 43, 44. Administrative Change – Category 8 (Safety Project) -- Use of cost underruns on the Category 8 statewide safety projects (MO 112048) – January 13, 2011.

Page 45, 46. Administrative Change – Category 10 (Supplemental Transportation Projects) – 100% State funded project. – March 11, 2011

Page 47, 48. Administrative Change – Category 1 (Preventive Maintenance) — March 22, 2011

Page 49, 50. Amendment – Proposition 12 — October 5, 2011

Page 51. Administrative Change – Change in CSJ number – All else remains the same. – January 25, 2012